

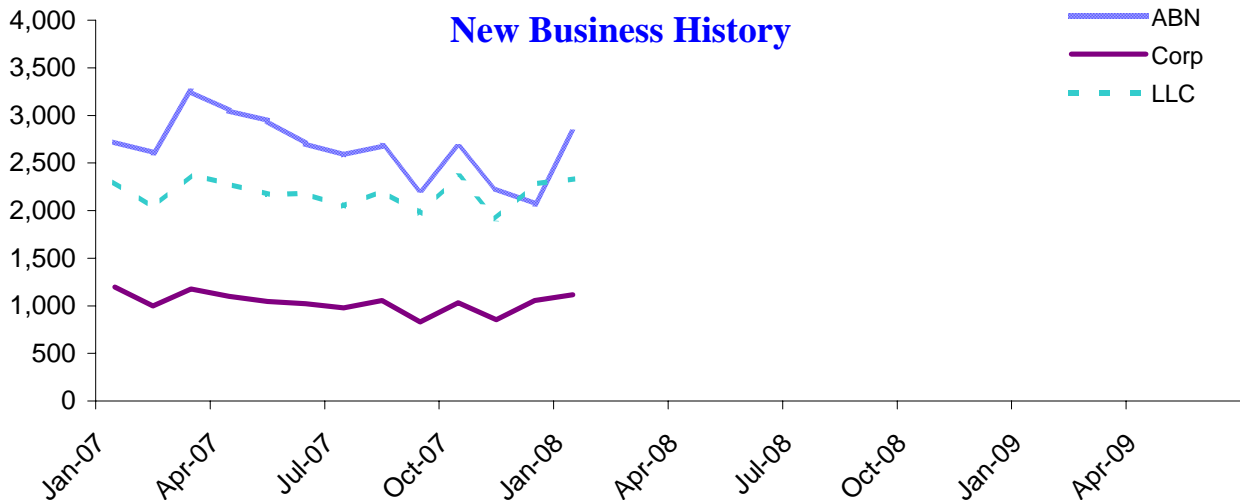


# Business Report

Monthly update from Oregon's Secretary of State Bill Bradbury

## New Business Applications

Business Type	Latest Month	Previous Month	12 Months Ago	Change Year Ago
New Oregon Corporations (Domestic & Foreign: Business, Nonprofit, Professional)	1,117	1,056	1,198	-6.8%
Assumed Business Names	2,821	2,072	2,720	3.7%
Limited Liability Companies	2,333	2,280	2,299	1.5%
Limited Liability Partnerships/Limited Partnerships	28	37	49	-42.9%
<b>Business Registry Total</b>	<b>6,299</b>	<b>5,445</b>	<b>6,266</b>	<b>0.5%</b>



## Total Active Business Filings

Business Type	Latest Month	Previous Month	12 Months Ago	Change Year Ago
Oregon Corporations (Domestic & Foreign: Business, Nonprofit, Professional)	125,497	125,108	123,544	1.6%
Assumed Business Names	146,067	145,898	146,947	-0.6%
Limited Liability Companies	102,835	101,344	88,877	15.7%
Limited Liability Partnerships/Limited Partnerships	3,973	3,966	3,987	-0.4%
<b>Business Registry Total</b>	<b>378,372</b>	<b>376,316</b>	<b>363,355</b>	<b>4.1%</b>

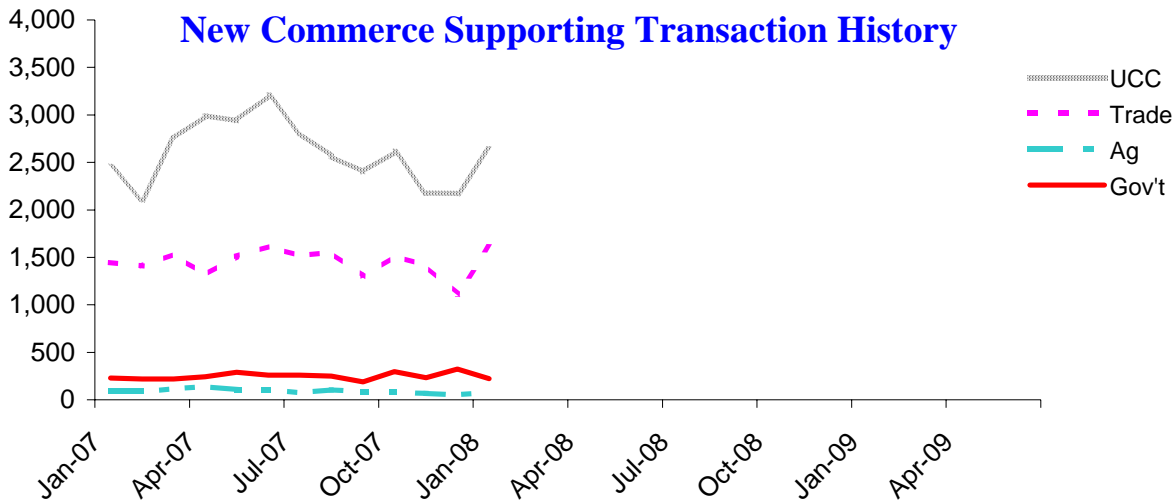


# UCC & Notary Report

Monthly update from Oregon's Secretary of State Bill Bradbury

## New Commerce Supporting Transactions

Filing Transaction Type	Latest Month	Previous Month	12 Months Ago	Change Year Ago
Uniform Commercial Code	2,638	2,174	2,452	7.6%
Agricultural Liens (EFS, ASL, Grain, Ag produce)	80	49	86	-7.0%
Government Liens (IRS, Revenue, Employment)	223	325	228	-2.2%
Other Liens *	1	0	13	-92.3%
<b>Secured Transaction Total</b>	<b>2,942</b>	<b>2,548</b>	<b>2,779</b>	<b>5.9%</b>
<b>Notary Authentications for International Trade</b>	<b>1,607</b>	<b>1,112</b>	<b>1,444</b>	<b>11.3%</b>



## Total Active Filings

Filing Transaction Type	Latest Month	Previous Month	12 Months Ago	Change Year Ago
Uniform Commercial Code	161,435	160,048	158,957	1.6%
Agricultural Liens (EFS, ASL, Grain, Ag produce)	5,054	5,058	5,378	-6.0%
Government Liens (IRS, Revenue, Employment)	14,908	14,724	14,805	0.7%
Other Liens *	318	318	1,571	-79.8%
<b>Secured Transaction Total</b>	<b>181,715</b>	<b>180,148</b>	<b>180,711</b>	<b>0.6%</b>
<b>Commissioned Notaries Public</b>	<b>48,241</b>	<b>48,322</b>	<b>48,270</b>	<b>-0.1%</b>

\* Other Liens include: Transmitting Utility, Hazardous Waste and Public Finance

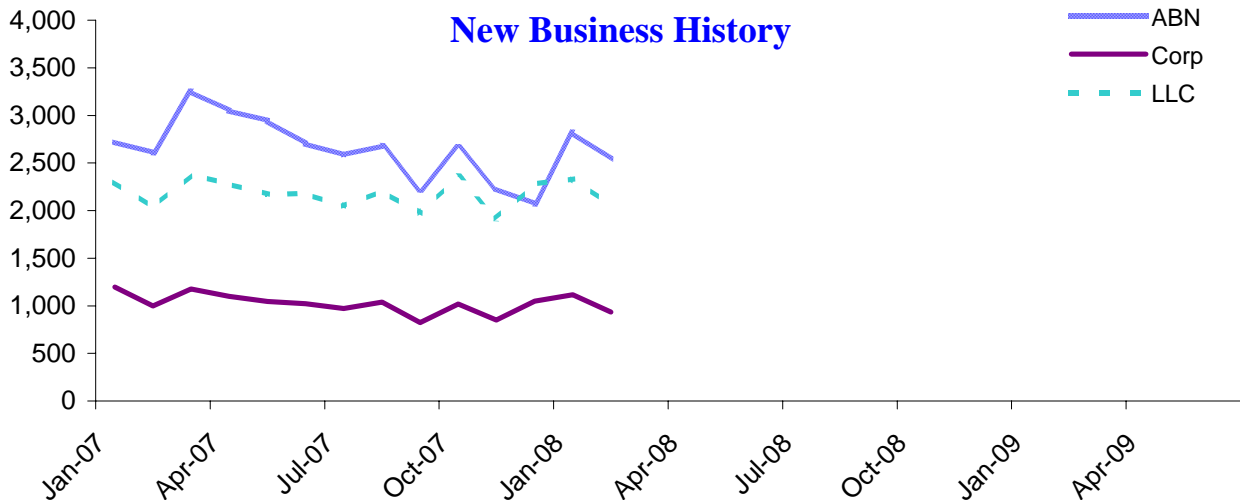


# Business Report

Monthly update from Oregon's Secretary of State Bill Bradbury

## New Business Applications

Business Type	Latest Month	Previous Month	12 Months Ago	Change Year Ago
New Oregon Corporations (Domestic & Foreign: Business, Nonprofit, Professional)	935	1,117	998	-6.3%
Assumed Business Names	2,541	2,821	2,608	-2.6%
Limited Liability Companies	2,058	2,333	2,029	1.4%
Limited Liability Partnerships/Limited Partnerships	21	28	27	-22.2%
<b>Business Registry Total</b>	<b>5,555</b>	<b>6,299</b>	<b>5,662</b>	<b>-1.9%</b>



## Total Active Business Filings

Business Type	Latest Month	Previous Month	12 Months Ago	Change Year Ago
Oregon Corporations (Domestic & Foreign: Business, Nonprofit, Professional)	125,252	125,497	123,757	1.2%
Assumed Business Names	145,938	146,067	146,928	-0.7%
Limited Liability Companies	103,782	102,835	90,144	15.1%
Limited Liability Partnerships/Limited Partnerships	3,953	3,953	3,972	-0.5%
<b>Business Registry Total</b>	<b>378,925</b>	<b>378,352</b>	<b>364,801</b>	<b>3.9%</b>

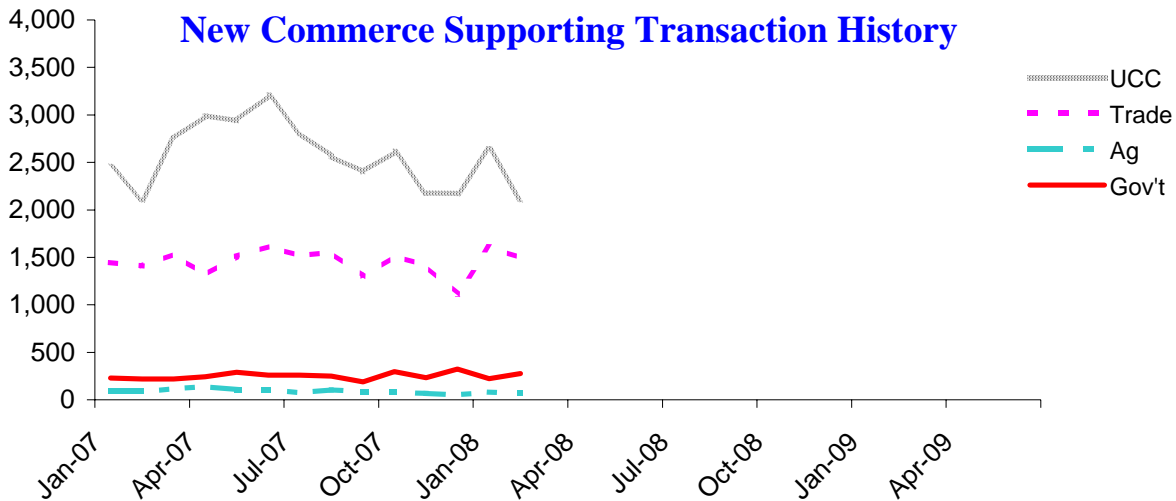


# UCC & Notary Report

Monthly update from Oregon's Secretary of State Bill Bradbury

## New Commerce Supporting Transactions

Filing Transaction Type	Latest Month	Previous Month	12 Months Ago	Change Year Ago
Uniform Commercial Code	2,109	2,638	2,110	0.0%
Agricultural Liens (EFS, ASL, Grain, Ag produce)	73	80	87	-16.1%
Government Liens (IRS, Revenue, Employment)	276	223	219	26.0%
Other Liens *	5	1	8	-37.5%
<b>Secured Transaction Total</b>	<b>2,463</b>	<b>2,942</b>	<b>2,424</b>	<b>1.6%</b>
<b>Notary Authentications for International Trade</b>	<b>1,493</b>	<b>1,607</b>	<b>1,409</b>	<b>6.0%</b>



## Total Active Filings

Filing Transaction Type	Latest Month	Previous Month	12 Months Ago	Change Year Ago
Uniform Commercial Code	161,227	161,435	160,079	0.7%
Agricultural Liens (EFS, ASL, Grain, Ag produce)	5,002	5,054	5,406	-7.5%
Government Liens (IRS, Revenue, Employment)	14,569	14,908	14,923	-2.4%
Other Liens *	318	318	1,579	-79.9%
<b>Secured Transaction Total</b>	<b>181,116</b>	<b>181,715</b>	<b>181,987</b>	<b>-0.5%</b>
<b>Commissioned Notaries Public</b>	<b>48,189</b>	<b>48,241</b>	<b>48,176</b>	<b>0.0%</b>

\* Other Liens include: Transmitting Utility, Hazardous Waste and Public Finance

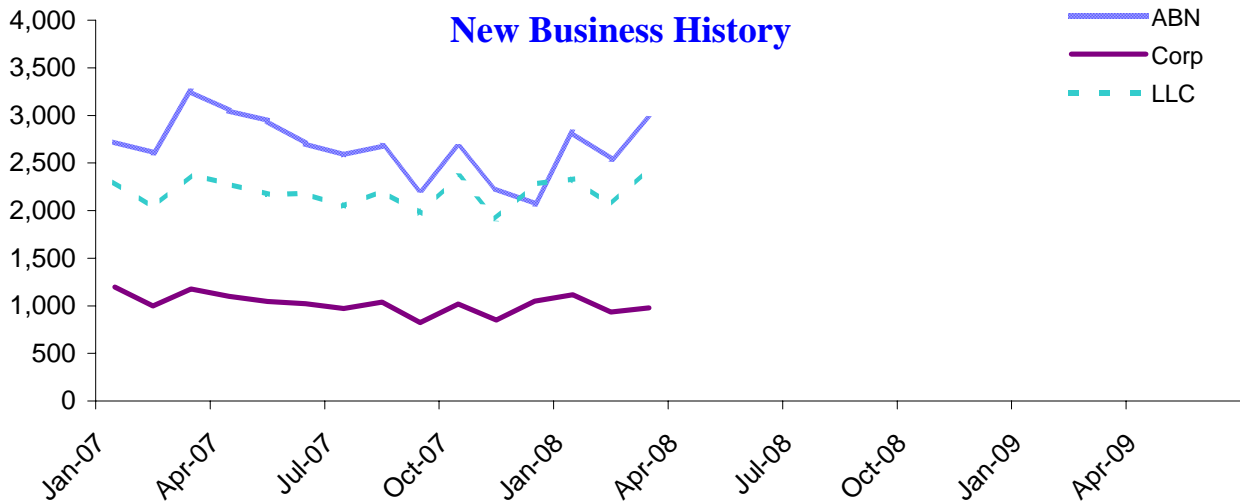


# Business Report

Monthly update from Oregon's Secretary of State Bill Bradbury

## New Business Applications

Business Type	Latest Month	Previous Month	12 Months Ago	Change Year Ago
New Oregon Corporations (Domestic & Foreign: Business, Nonprofit, Professional)	978	935	1,177	-16.9%
Assumed Business Names	2,963	2,541	3,250	-8.8%
Limited Liability Companies	2,450	2,058	2,376	3.1%
Limited Liability Partnerships/Limited Partnerships	26	21	28	-7.1%
<b>Business Registry Total</b>	<b>6,417</b>	<b>5,555</b>	<b>6,831</b>	<b>-6.1%</b>



## Total Active Business Filings

Business Type	Latest Month	Previous Month	12 Months Ago	Change Year Ago
Oregon Corporations (Domestic & Foreign: Business, Nonprofit, Professional)	125,487	125,252	123,848	1.3%
Assumed Business Names	146,209	145,938	146,652	-0.3%
Limited Liability Companies	105,110	103,782	91,448	14.9%
Limited Liability Partnerships/Limited Partnerships	3,957	3,953	3,958	0.0%
<b>Business Registry Total</b>	<b>380,763</b>	<b>378,925</b>	<b>365,906</b>	<b>4.1%</b>

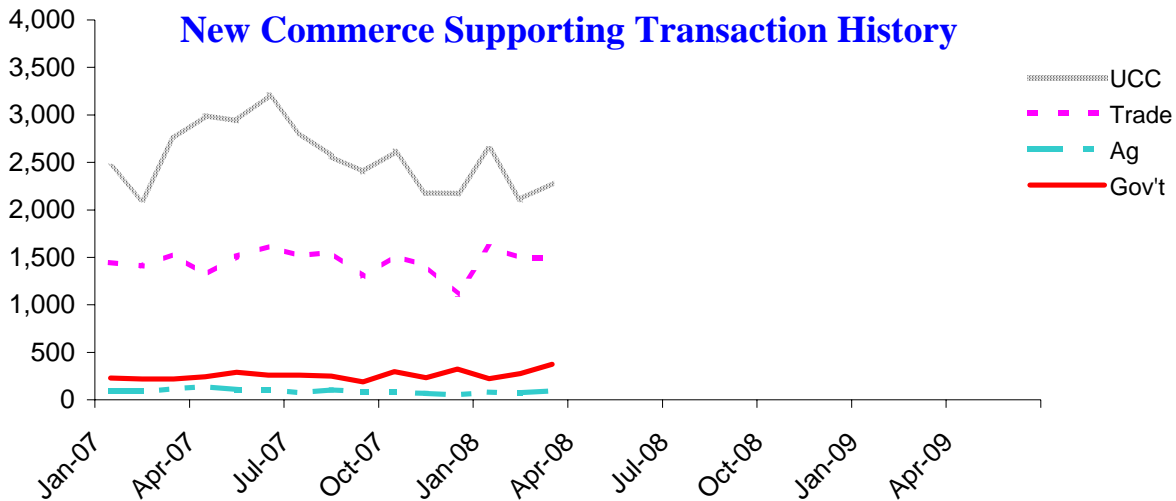


# UCC & Notary Report

Monthly update from Oregon's Secretary of State Bill Bradbury

## New Commerce Supporting Transactions

Filing Transaction Type	Latest Month	Previous Month	12 Months Ago	Change Year Ago
Uniform Commercial Code	2,283	2,109	2,751	-17.0%
Agricultural Liens (EFS, ASL, Grain, Ag produce)	95	73	116	-18.1%
Government Liens (IRS, Revenue, Employment)	374	276	220	70.0%
Other Liens *	10	5	5	100.0%
<b>Secured Transaction Total</b>	<b>2,762</b>	<b>2,463</b>	<b>3,092</b>	<b>-10.7%</b>
<b>Notary Authentications for International Trade</b>	<b>1,485</b>	<b>1,493</b>	<b>1,534</b>	<b>-3.2%</b>



## Total Active Filings

Filing Transaction Type	Latest Month	Previous Month	12 Months Ago	Change Year Ago
Uniform Commercial Code	159,583	161,227	160,361	-0.5%
Agricultural Liens (EFS, ASL, Grain, Ag produce)	4,937	5,002	5,354	-7.8%
Government Liens (IRS, Revenue, Employment)	14,628	14,569	14,838	-1.4%
Other Liens *	328	318	1,581	-79.3%
<b>Secured Transaction Total</b>	<b>179,476</b>	<b>181,116</b>	<b>182,134</b>	<b>-1.5%</b>
<b>Commissioned Notaries Public</b>	<b>48,089</b>	<b>48,189</b>	<b>48,327</b>	<b>-0.5%</b>

\* Other Liens include: Transmitting Utility, Hazardous Waste and Public Finance

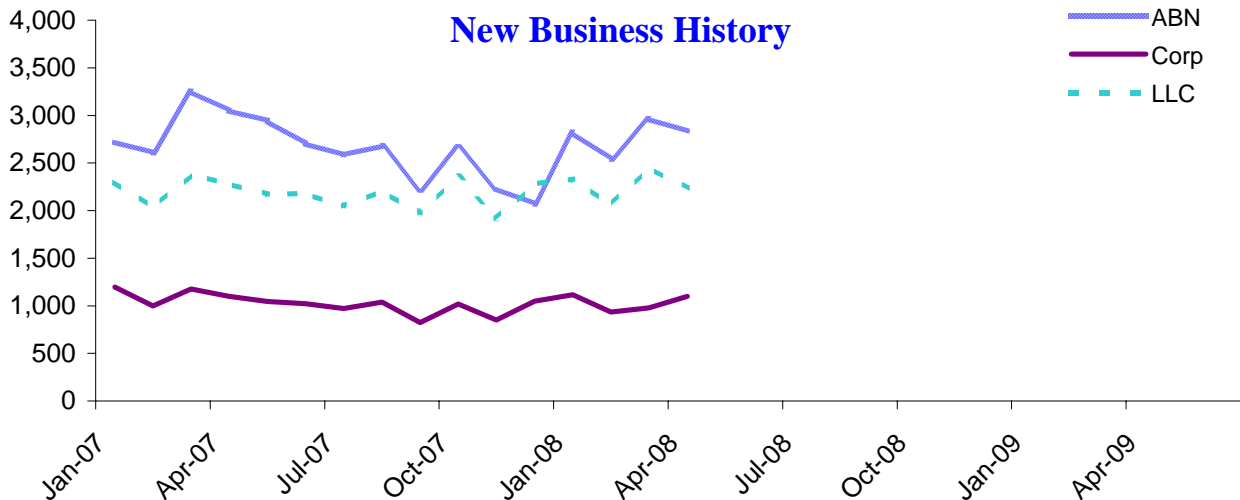


# Business Report

Monthly update from Oregon's Secretary of State Bill Bradbury

## New Business Applications

Business Type	Latest Month	Previous Month	12 Months Ago	Change Year Ago
New Oregon Corporations (Domestic & Foreign: Business, Nonprofit, Professional)	1,099	978	1,100	-0.1%
Assumed Business Names	2,832	2,963	3,049	-7.1%
Limited Liability Companies	2,234	2,450	2,278	-1.9%
Limited Liability Partnerships/Limited Partnerships	24	26	32	-25.0%
<b>Business Registry Total</b>	<b>6,189</b>	<b>6,417</b>	<b>6,459</b>	<b>-4.2%</b>



## Total Active Business Filings

Business Type	Latest Month	Previous Month	12 Months Ago	Change Year Ago
Oregon Corporations (Domestic & Foreign: Business, Nonprofit, Professional)	125,775	125,487	124,156	1.3%
Assumed Business Names	146,205	146,209	146,985	-0.5%
Limited Liability Companies	106,277	105,110	92,744	14.6%
Limited Liability Partnerships/Limited Partnerships	3,958	3,957	3,964	-0.2%
<b>Business Registry Total</b>	<b>382,215</b>	<b>380,763</b>	<b>367,849</b>	<b>3.9%</b>

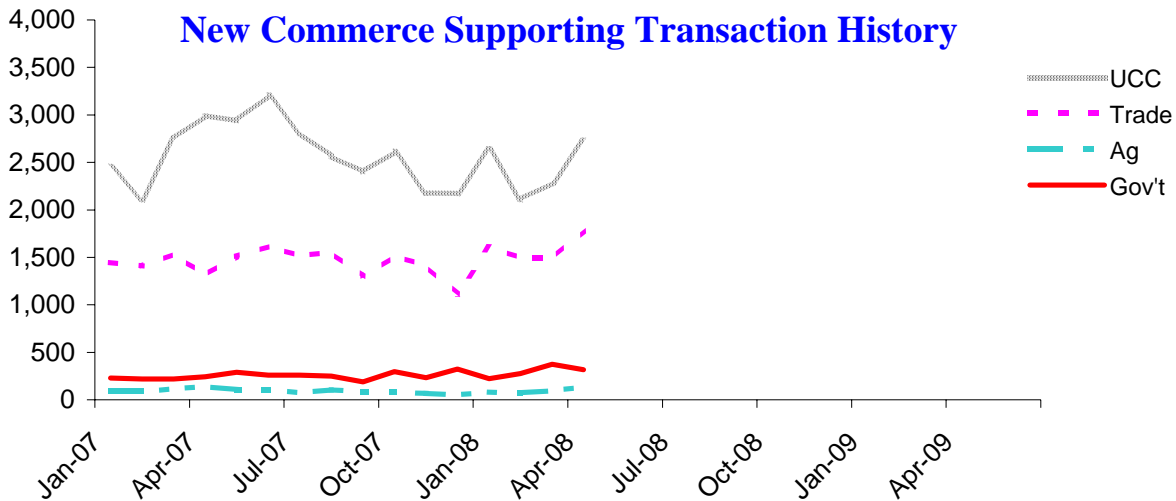


# UCC & Notary Report

Monthly update from Oregon's Secretary of State Bill Bradbury

## New Commerce Supporting Transactions

Filing Transaction Type	Latest Month	Previous Month	12 Months Ago	Change Year Ago
Uniform Commercial Code	2,730	2,283	2,994	-8.8%
Agricultural Liens (EFS, ASL, Grain, Ag produce)	134	95	137	-2.2%
Government Liens (IRS, Revenue, Employment)	316	374	243	30.0%
Other Liens *	15	10	5	200.0%
<b>Secured Transaction Total</b>	<b>3,195</b>	<b>2,762</b>	<b>3,379</b>	<b>-5.4%</b>
<b>Notary Authentications for International Trade</b>	<b>1,783</b>	<b>1,485</b>	<b>1,313</b>	<b>35.8%</b>



## Total Active Filings

Filing Transaction Type	Latest Month	Previous Month	12 Months Ago	Change Year Ago
Uniform Commercial Code	161,155	159,583	160,369	0.5%
Agricultural Liens (EFS, ASL, Grain, Ag produce)	5,016	4,937	5,322	-5.7%
Government Liens (IRS, Revenue, Employment)	14,838	14,628	14,674	1.1%
Other Liens *	347	328	1,583	-78.1%
<b>Secured Transaction Total</b>	<b>181,356</b>	<b>179,476</b>	<b>181,948</b>	<b>-0.3%</b>
<b>Commissioned Notaries Public</b>	<b>48,018</b>	<b>48,089</b>	<b>48,386</b>	<b>-0.8%</b>

\* Other Liens include: Transmitting Utility, Hazardous Waste and Public Finance

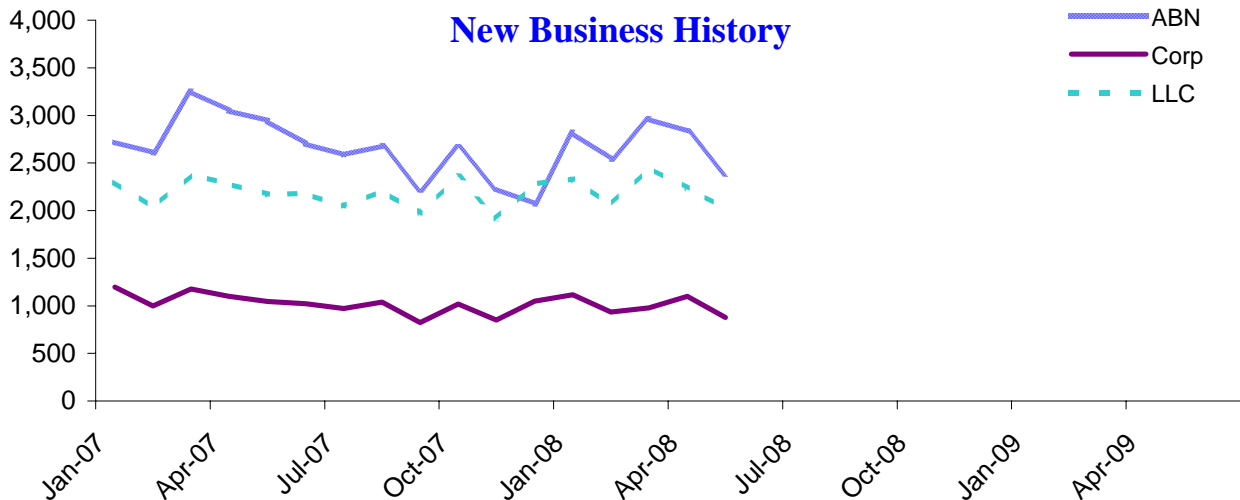


# Business Report

Monthly update from Oregon's Secretary of State Bill Bradbury

## New Business Applications

Business Type	Latest Month	Previous Month	12 Months Ago	Change Year Ago
New Oregon Corporations (Domestic & Foreign: Business, Nonprofit, Professional)	878	1,099	1,044	-15.9%
Assumed Business Names	2,384	2,832	2,946	-19.1%
Limited Liability Companies	2,024	2,234	2,170	-6.7%
Limited Liability Partnerships/Limited Partnerships	19	24	43	-55.8%
<b>Business Registry Total</b>	<b>5,305</b>	<b>6,189</b>	<b>6,203</b>	<b>-14.5%</b>



## Total Active Business Filings

Business Type	Latest Month	Previous Month	12 Months Ago	Change Year Ago
Oregon Corporations (Domestic & Foreign: Business, Nonprofit, Professional)	125,396	125,775	124,334	0.9%
Assumed Business Names	145,447	146,205	146,628	-0.8%
Limited Liability Companies	106,762	106,277	94,001	13.6%
Limited Liability Partnerships/Limited Partnerships	3,938	3,958	3,973	-0.9%
<b>Business Registry Total</b>	<b>381,543</b>	<b>382,215</b>	<b>368,936</b>	<b>3.4%</b>

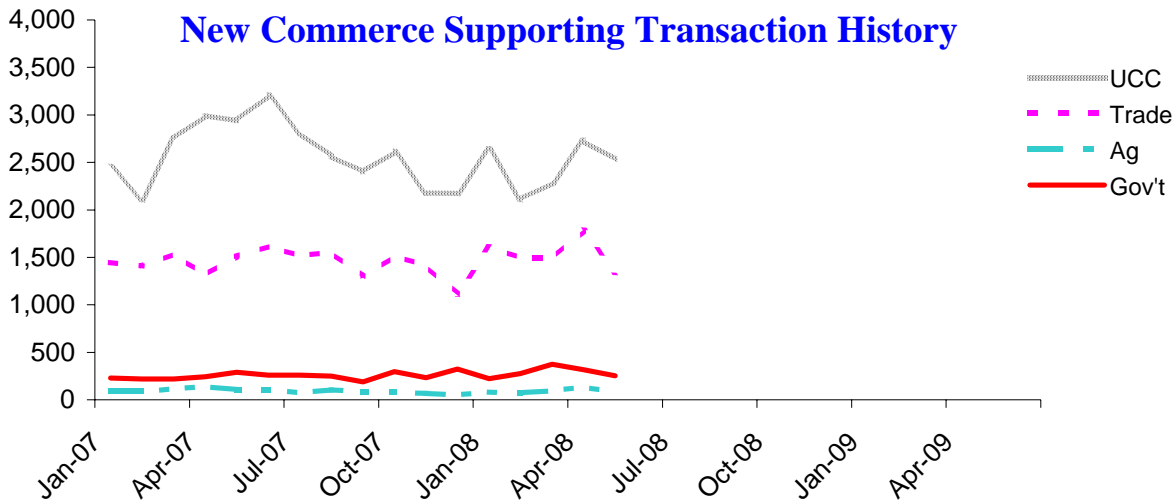


# UCC & Notary Report

Monthly update from Oregon's Secretary of State Bill Bradbury

## New Commerce Supporting Transactions

Filing Transaction Type	Latest Month	Previous Month	12 Months Ago	Change Year Ago
Uniform Commercial Code	2,531	2,730	2,938	-13.9%
Agricultural Liens (EFS, ASL, Grain, Ag produce)	81	134	107	-24.3%
Government Liens (IRS, Revenue, Employment)	253	316	290	-12.8%
Other Liens *	3	15	9	-66.7%
<b>Secured Transaction Total</b>	<b>2,868</b>	<b>3,195</b>	<b>3,344</b>	<b>-14.2%</b>
<b>Notary Authentications for International Trade</b>	<b>1,342</b>	<b>1,783</b>	<b>1,509</b>	<b>-11.1%</b>



## Total Active Filings

Filing Transaction Type	Latest Month	Previous Month	12 Months Ago	Change Year Ago
Uniform Commercial Code	160,928	161,155	160,677	0.2%
Agricultural Liens (EFS, ASL, Grain, Ag produce)	5,011	5,016	5,290	-5.3%
Government Liens (IRS, Revenue, Employment)	14,830	14,838	14,658	1.2%
Other Liens *	337	347	1,592	-78.8%
<b>Secured Transaction Total</b>	<b>181,106</b>	<b>181,356</b>	<b>182,217</b>	<b>-0.6%</b>
<b>Commissioned Notaries Public</b>	<b>47,811</b>	<b>48,018</b>	<b>48,414</b>	<b>-1.2%</b>

\* Other Liens include: Transmitting Utility, Hazardous Waste and Public Finance

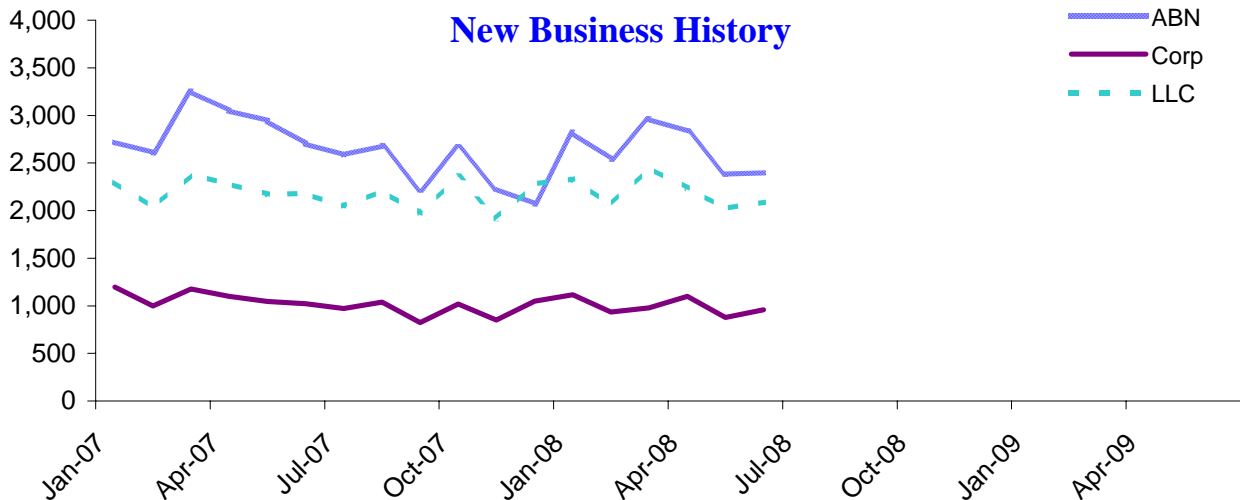


# Business Report

Monthly update from Oregon's Secretary of State Bill Bradbury

## New Business Applications

Business Type	Latest Month	Previous Month	12 Months Ago	Change Year Ago
New Oregon Corporations (Domestic & Foreign: Business, Nonprofit, Professional)	957	878	1,021	-6.3%
Assumed Business Names	2,397	2,384	2,702	-11.3%
Limited Liability Companies	2,089	2,024	2,177	-4.0%
Limited Liability Partnerships/Limited Partnerships	21	19	27	-22.2%
<b>Business Registry Total</b>	<b>5,464</b>	<b>5,305</b>	<b>5,927</b>	<b>-7.8%</b>



## Total Active Business Filings

Business Type	Latest Month	Previous Month	12 Months Ago	Change Year Ago
Oregon Corporations (Domestic & Foreign: Business, Nonprofit, Professional)	125,480	125,396	124,342	0.9%
Assumed Business Names	145,462	145,447	146,921	-1.0%
Limited Liability Companies	107,646	106,762	94,867	13.5%
Limited Liability Partnerships/Limited Partnerships	3,937	3,938	3,966	-0.7%
<b>Business Registry Total</b>	<b>382,525</b>	<b>381,543</b>	<b>370,096</b>	<b>3.4%</b>

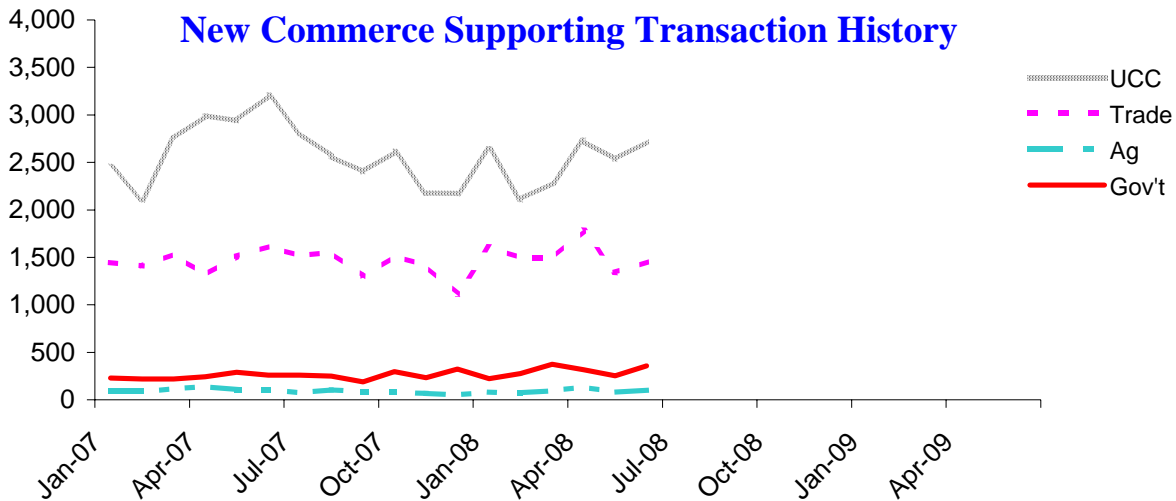


# UCC & Notary Report

Monthly update from Oregon's Secretary of State Bill Bradbury

## New Commerce Supporting Transactions

Filing Transaction Type	Latest Month	Previous Month	12 Months Ago	Change Year Ago
Uniform Commercial Code	2,717	2,531	3,204	-15.2%
Agricultural Liens (EFS, ASL, Grain, Ag produce)	100	81	104	-3.8%
Government Liens (IRS, Revenue, Employment)	358	253	259	38.2%
Other Liens *	4	3	3	33.3%
<b>Secured Transaction Total</b>	<b>3,179</b>	<b>2,868</b>	<b>3,570</b>	<b>-11.0%</b>
<b>Notary Authentications for International Trade</b>	<b>1,452</b>	<b>1,342</b>	<b>1,615</b>	<b>-10.1%</b>



## Total Active Filings

Filing Transaction Type	Latest Month	Previous Month	12 Months Ago	Change Year Ago
Uniform Commercial Code	160,988	160,928	161,272	-0.2%
Agricultural Liens (EFS, ASL, Grain, Ag produce)	5,036	5,011	5,261	-4.3%
Government Liens (IRS, Revenue, Employment)	14,929	14,830	14,646	1.9%
Other Liens *	338	337	1,594	-78.8%
<b>Secured Transaction Total</b>	<b>181,291</b>	<b>181,106</b>	<b>182,773</b>	<b>-0.8%</b>
<b>Commissioned Notaries Public</b>	<b>47,638</b>	<b>47,811</b>	<b>48,493</b>	<b>-1.8%</b>

\* Other Liens include: Transmitting Utility, Hazardous Waste and Public Finance

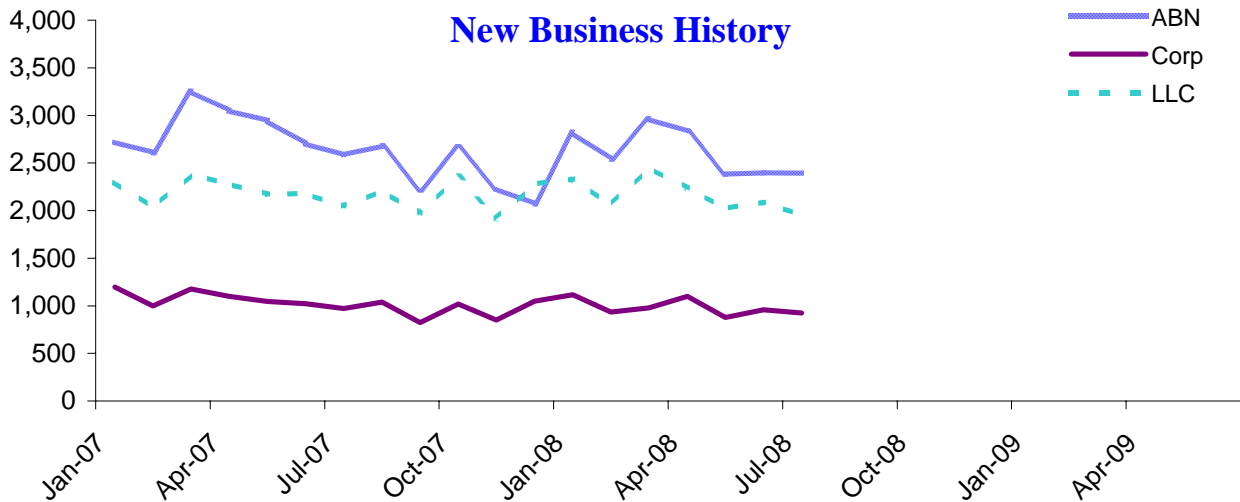


# Business Report

Monthly update from Oregon's Secretary of State Bill Bradbury

## New Business Applications

Business Type	Latest Month	Previous Month	12 Months Ago	Change Year Ago
New Oregon Corporations (Domestic & Foreign: Business, Nonprofit, Professional)	923	957	970	-4.8%
Assumed Business Names	2,392	2,397	2,585	-7.5%
Limited Liability Companies	1,952	2,089	2,047	-4.6%
Limited Liability Partnerships/Limited Partnerships	17	21	21	-19.0%
<b>Business Registry Total</b>	<b>5,284</b>	<b>5,464</b>	<b>5,623</b>	<b>-6.0%</b>



## Total Active Business Filings

Business Type	Latest Month	Previous Month	12 Months Ago	Change Year Ago
Oregon Corporations (Domestic & Foreign: Business, Nonprofit, Professional)	125,596	125,480	124,472	0.9%
Assumed Business Names	145,132	145,462	147,048	-1.3%
Limited Liability Companies	108,544	107,646	95,997	13.1%
Limited Liability Partnerships/Limited Partnerships	3,931	3,937	3,974	-1.1%
<b>Business Registry Total</b>	<b>383,203</b>	<b>382,525</b>	<b>371,491</b>	<b>3.2%</b>

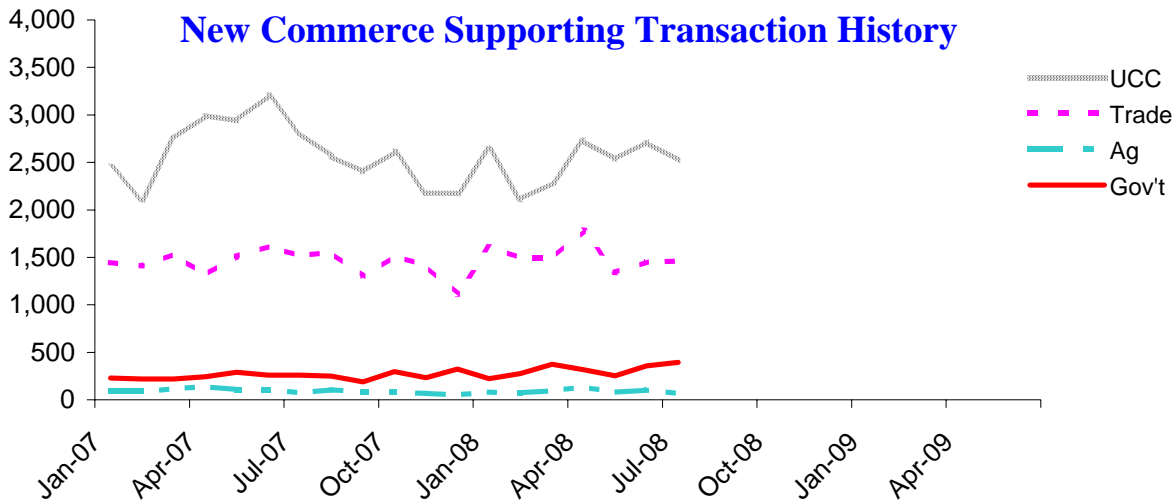


# UCC & Notary Report

Monthly update from Oregon's Secretary of State Bill Bradbury

## New Commerce Supporting Transactions

Filing Transaction Type	Latest Month	Previous Month	12 Months Ago	Change Year Ago
Uniform Commercial Code	2,522	2,717	2,815	-10.4%
Agricultural Liens (EFS, ASL, Grain, Ag produce)	69	100	73	-5.5%
Government Liens (IRS, Revenue, Employment)	393	358	261	50.6%
Other Liens *	2	4	15	-86.7%
<b>Secured Transaction Total</b>	<b>2,986</b>	<b>3,179</b>	<b>3,164</b>	<b>-5.6%</b>
<b>Notary Authentications for International Trade</b>	<b>1,460</b>	<b>1,452</b>	<b>1,517</b>	<b>-3.8%</b>



## Total Active Filings

Filing Transaction Type	Latest Month	Previous Month	12 Months Ago	Change Year Ago
Uniform Commercial Code	160,747	160,988	161,237	-0.3%
Agricultural Liens (EFS, ASL, Grain, Ag produce)	5,019	5,036	5,205	-3.6%
Government Liens (IRS, Revenue, Employment)	15,123	14,929	14,567	3.8%
Other Liens *	338	338	1,598	-78.8%
<b>Secured Transaction Total</b>	<b>181,227</b>	<b>181,291</b>	<b>182,607</b>	<b>-0.8%</b>
<b>Commissioned Notaries Public</b>	<b>47,464</b>	<b>47,638</b>	<b>48,467</b>	<b>-2.1%</b>

\* Other Liens include: Transmitting Utility, Hazardous Waste and Public Finance

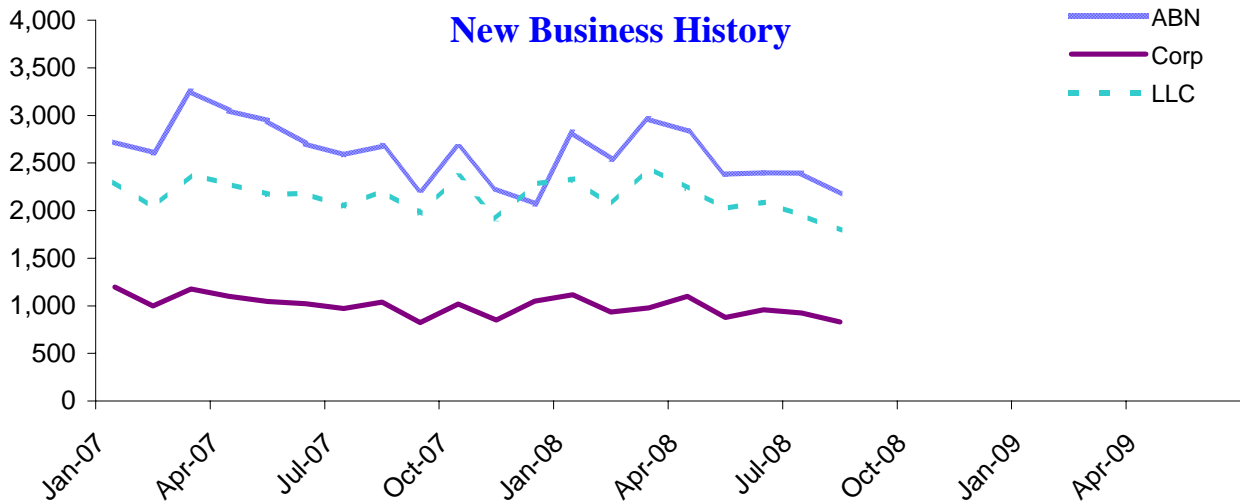


# Business Report

Monthly update from Oregon's Secretary of State Bill Bradbury

## New Business Applications

Business Type	Latest Month	Previous Month	12 Months Ago	Change Year Ago
New Oregon Corporations (Domestic & Foreign: Business, Nonprofit, Professional)	830	923	1,040	-20.2%
Assumed Business Names	2,175	2,392	2,679	-18.8%
Limited Liability Companies	1,796	1,952	2,204	-18.5%
Limited Liability Partnerships/Limited Partnerships	19	17	32	-40.6%
<b>Business Registry Total</b>	<b>4,820</b>	<b>5,284</b>	<b>5,955</b>	<b>-19.1%</b>



## Total Active Business Filings

Business Type	Latest Month	Previous Month	12 Months Ago	Change Year Ago
Oregon Corporations (Domestic & Foreign: Business, Nonprofit, Professional)	125,289	125,596	124,530	0.6%
Assumed Business Names	144,970	145,132	146,689	-1.2%
Limited Liability Companies	108,832	108,544	96,903	12.3%
Limited Liability Partnerships/Limited Partnerships	3,898	3,931	3,971	-1.8%
<b>Business Registry Total</b>	<b>382,989</b>	<b>383,203</b>	<b>372,093</b>	<b>2.9%</b>

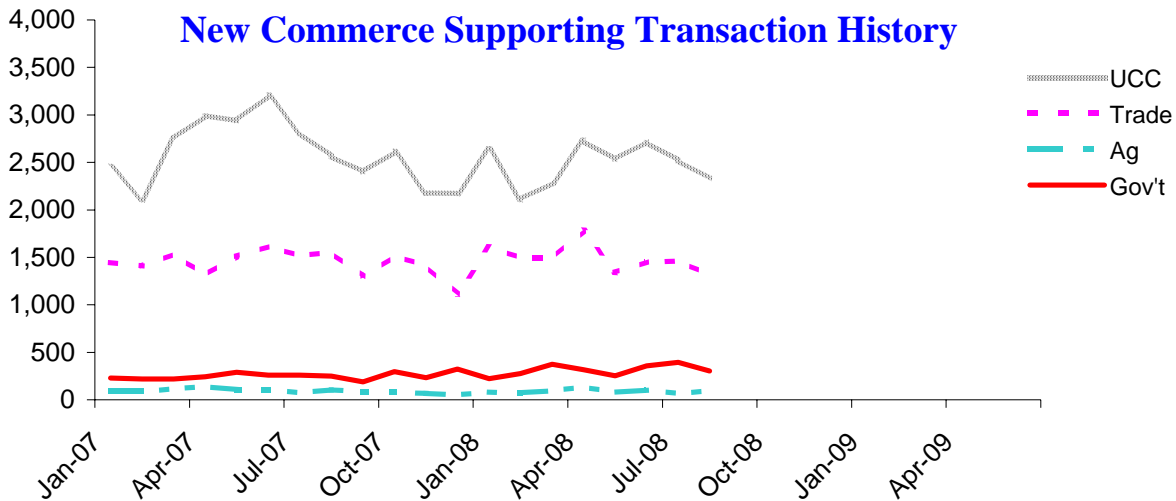


# UCC & Notary Report

Monthly update from Oregon's Secretary of State Bill Bradbury

## New Commerce Supporting Transactions

Filing Transaction Type	Latest Month	Previous Month	12 Months Ago	Change Year Ago
Uniform Commercial Code	2,328	2,522	2,565	-9.2%
Agricultural Liens (EFS, ASL, Grain, Ag produce)	95	69	104	-8.7%
Government Liens (IRS, Revenue, Employment)	303	393	251	20.7%
Other Liens *	0	2	18	-100.0%
<b>Secured Transaction Total</b>	<b>2,726</b>	<b>2,986</b>	<b>2,938</b>	<b>-7.2%</b>
<b>Notary Authentications for International Trade</b>	<b>1,318</b>	<b>1,460</b>	<b>1,553</b>	<b>-15.1%</b>



## Total Active Filings

Filing Transaction Type	Latest Month	Previous Month	12 Months Ago	Change Year Ago
Uniform Commercial Code	160,248	160,747	161,074	-0.5%
Agricultural Liens (EFS, ASL, Grain, Ag produce)	5,030	5,019	5,219	-3.6%
Government Liens (IRS, Revenue, Employment)	15,298	15,123	14,663	4.3%
Other Liens *	338	338	1,613	-79.0%
<b>Secured Transaction Total</b>	<b>180,914</b>	<b>181,227</b>	<b>182,569</b>	<b>-0.9%</b>
<b>Commissioned Notaries Public</b>	<b>47,468</b>	<b>47,464</b>	<b>48,444</b>	<b>-2.0%</b>

\* Other Liens include: Transmitting Utility, Hazardous Waste and Public Finance

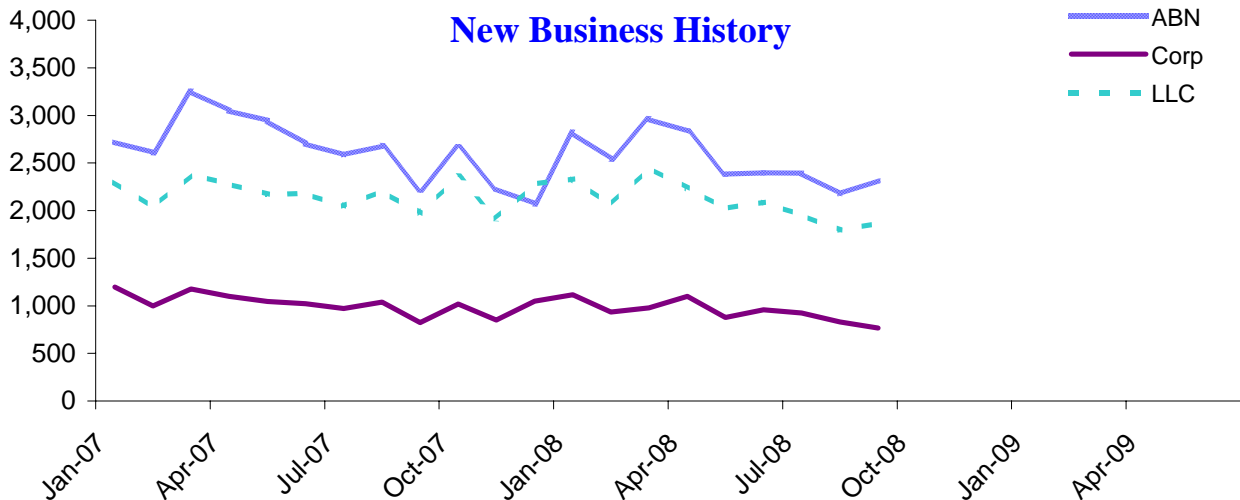


# Business Report

Monthly update from Oregon's Secretary of State Bill Bradbury

## New Business Applications

Business Type	Latest Month	Previous Month	12 Months Ago	Change Year Ago
New Oregon Corporations (Domestic & Foreign: Business, Nonprofit, Professional)	766	830	824	-7.0%
Assumed Business Names	2,317	2,175	2,218	4.5%
Limited Liability Companies	1,866	1,796	1,973	-5.4%
Limited Liability Partnerships/Limited Partnerships	22	19	22	0.0%
<b>Business Registry Total</b>	<b>4,971</b>	<b>4,820</b>	<b>5,037</b>	<b>-1.3%</b>



## Total Active Business Filings

Business Type	Latest Month	Previous Month	12 Months Ago	Change Year Ago
Oregon Corporations (Domestic & Foreign: Business, Nonprofit, Professional)	125,275	125,289	124,612	0.5%
Assumed Business Names	145,319	144,970	146,619	-0.9%
Limited Liability Companies	109,623	108,832	97,781	12.1%
Limited Liability Partnerships/Limited Partnerships	3,897	3,898	3,972	-1.9%
<b>Business Registry Total</b>	<b>384,114</b>	<b>382,989</b>	<b>372,984</b>	<b>3.0%</b>

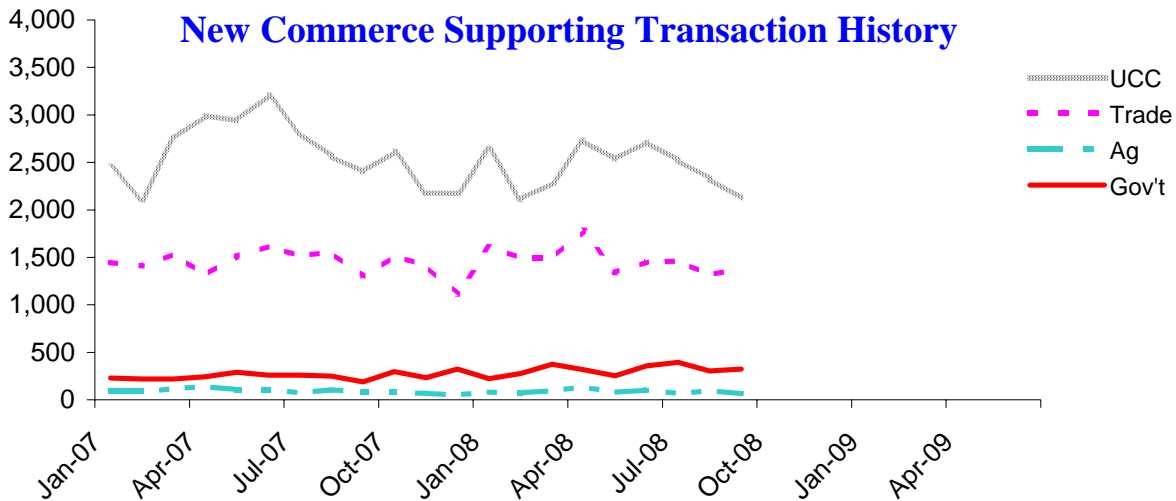


# UCC & Notary Report

Monthly update from Oregon's Secretary of State Bill Bradbury

## New Commerce Supporting Transactions

Filing Transaction Type	Latest Month	Previous Month	12 Months Ago	Change Year Ago
Uniform Commercial Code	2,122	2,328	2,398	-11.5%
Agricultural Liens (EFS, ASL, Grain, Ag produce)	65	95	85	-23.5%
Government Liens (IRS, Revenue, Employment)	322	303	188	71.3%
Other Liens *	0	0	44	-100.0%
<b>Secured Transaction Total</b>	<b>2,509</b>	<b>2,726</b>	<b>2,715</b>	<b>-7.6%</b>
<b>Notary Authentications for International Trade</b>	<b>1,374</b>	<b>1,318</b>	<b>1,302</b>	<b>5.5%</b>



## Total Active Filings

Filing Transaction Type	Latest Month	Previous Month	12 Months Ago	Change Year Ago
Uniform Commercial Code	159,833	160,248	161,015	-0.7%
Agricultural Liens (EFS, ASL, Grain, Ag produce)	5,005	5,030	5,206	-3.9%
Government Liens (IRS, Revenue, Employment)	15,494	15,298	14,647	5.8%
Other Liens *	338	338	1,613	-79.0%
<b>Secured Transaction Total</b>	<b>180,670</b>	<b>180,914</b>	<b>182,481</b>	<b>-1.0%</b>
<b>Commissioned Notaries Public</b>	<b>47,427</b>	<b>47,468</b>	<b>48,401</b>	<b>-2.0%</b>

\* Other Liens include: Transmitting Utility, Hazardous Waste and Public Finance

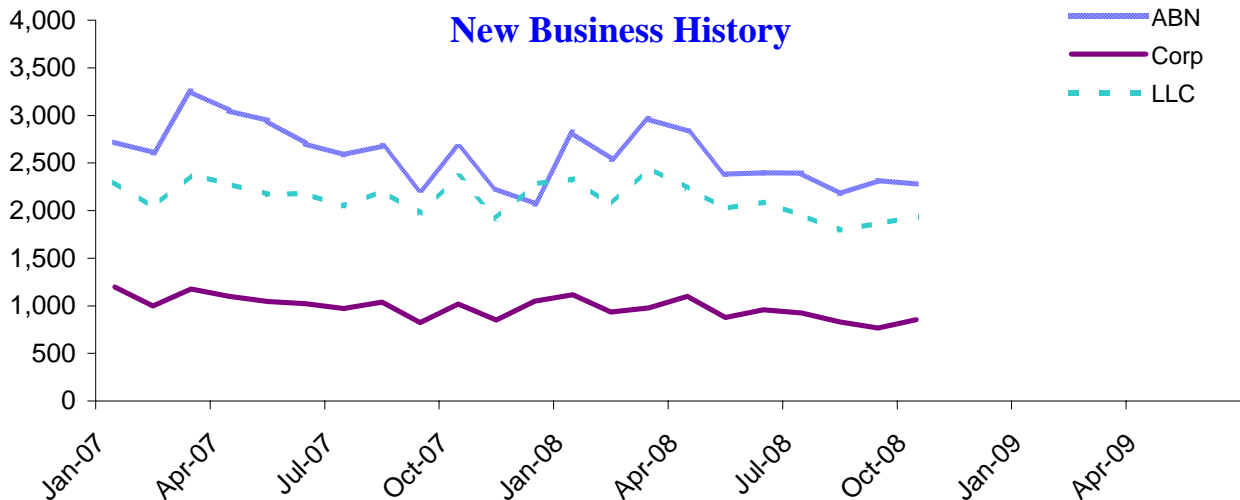


# Business Report

Monthly update from Oregon's Secretary of State Bill Bradbury

## New Business Applications

Business Type	Latest Month	Previous Month	12 Months Ago	Change Year Ago
New Oregon Corporations (Domestic & Foreign: Business, Nonprofit, Professional)	855	766	1,020	-16.2%
Assumed Business Names	2,279	2,317	2,665	-14.5%
Limited Liability Companies	1,934	1,866	2,360	-18.1%
Limited Liability Partnerships/Limited Partnerships	11	22	26	-57.7%
<b>Business Registry Total</b>	<b>5,079</b>	<b>4,971</b>	<b>6,071</b>	<b>-16.3%</b>



## Total Active Business Filings

Business Type	Latest Month	Previous Month	12 Months Ago	Change Year Ago
Oregon Corporations (Domestic & Foreign: Business, Nonprofit, Professional)	125,121	125,275	125,054	0.1%
Assumed Business Names	144,796	145,319	146,866	-1.4%
Limited Liability Companies	110,008	109,623	99,273	10.8%
Limited Liability Partnerships/Limited Partnerships	3,870	3,897	3,975	-2.6%
<b>Business Registry Total</b>	<b>383,795</b>	<b>384,114</b>	<b>375,168</b>	<b>2.3%</b>

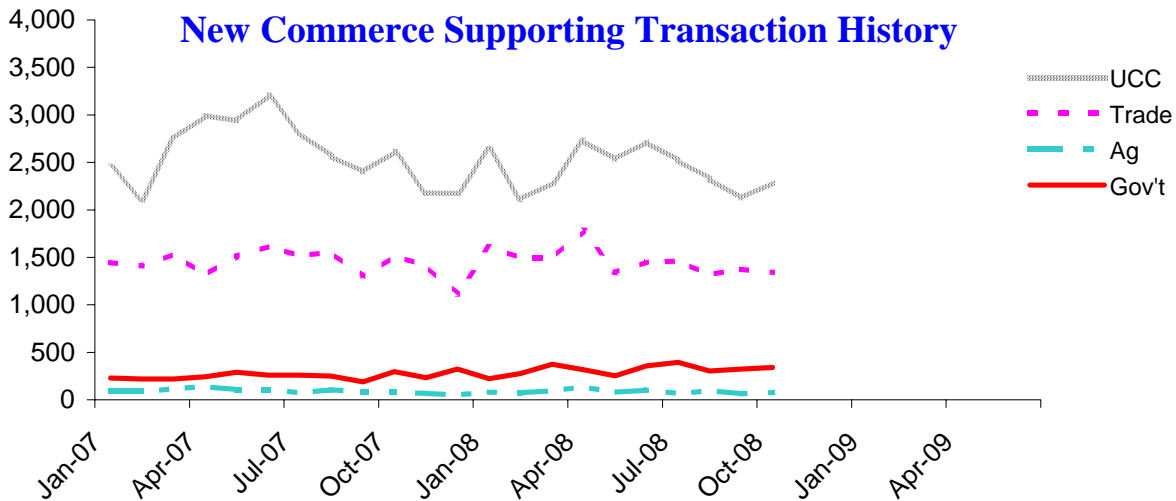


# UCC & Notary Report

Monthly update from Oregon's Secretary of State Bill Bradbury

## New Commerce Supporting Transactions

Filing Transaction Type	Latest Month	Previous Month	12 Months Ago	Change Year Ago
Uniform Commercial Code	2,284	2,122	2,612	-12.6%
Agricultural Liens (EFS, ASL, Grain, Ag produce)	78	65	79	-1.3%
Government Liens (IRS, Revenue, Employment)	342	322	296	15.5%
Other Liens *	2	0	2	0.0%
<b>Secured Transaction Total</b>	<b>2,706</b>	<b>2,509</b>	<b>2,989</b>	<b>-9.5%</b>
<b>Notary Authentications for International Trade</b>	<b>1,340</b>	<b>1,374</b>	<b>1,514</b>	<b>-11.5%</b>



## Total Active Filings

Filing Transaction Type	Latest Month	Previous Month	12 Months Ago	Change Year Ago
Uniform Commercial Code	159,433	159,833	161,581	-1.3%
Agricultural Liens (EFS, ASL, Grain, Ag produce)	4,843	5,005	5,149	-5.9%
Government Liens (IRS, Revenue, Employment)	15,579	15,494	14,732	5.7%
Other Liens *	257	338	1,636	-84.3%
<b>Secured Transaction Total</b>	<b>180,112</b>	<b>180,670</b>	<b>183,098</b>	<b>-1.6%</b>
<b>Commissioned Notaries Public</b>	<b>47,211</b>	<b>47,427</b>	<b>48,376</b>	<b>-2.4%</b>

\* Other Liens include: Transmitting Utility, Hazardous Waste and Public Finance

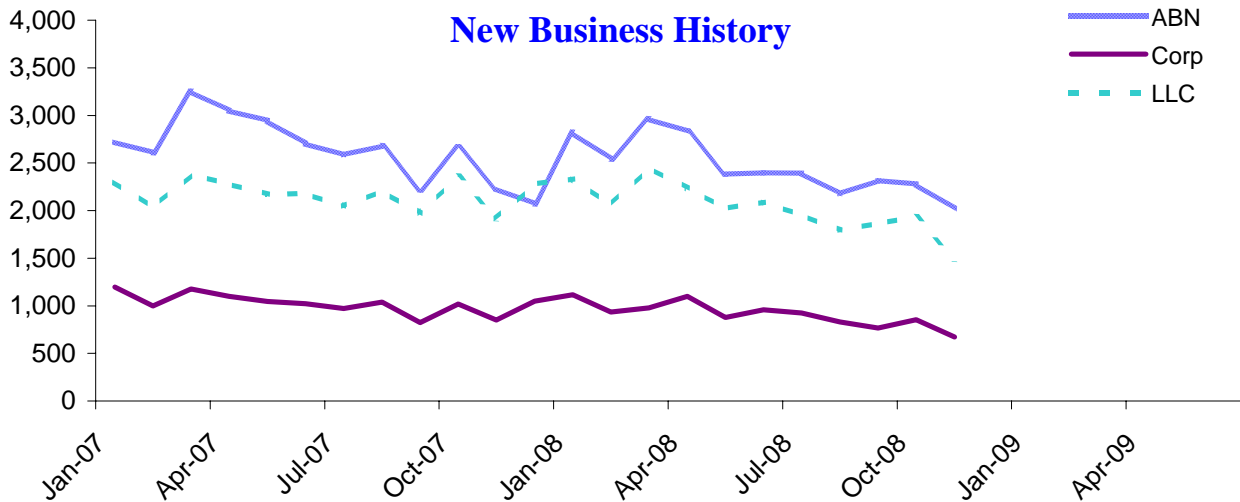


# Business Report

Monthly update from Oregon's Secretary of State Bill Bradbury

## New Business Applications

Business Type	Latest Month	Previous Month	12 Months Ago	Change Year Ago
New Oregon Corporations (Domestic & Foreign: Business, Nonprofit, Professional)	672	855	849	-20.8%
Assumed Business Names	2,020	2,279	2,229	-9.4%
Limited Liability Companies	1,488	1,934	1,917	-22.4%
Limited Liability Partnerships/Limited Partnerships	12	11	24	-50.0%
<b>Business Registry Total</b>	<b>4,192</b>	<b>5,079</b>	<b>5,019</b>	<b>-16.5%</b>



## Total Active Business Filings

Business Type	Latest Month	Previous Month	12 Months Ago	Change Year Ago
Oregon Corporations (Domestic & Foreign: Business, Nonprofit, Professional)	124,933	125,121	124,919	0.0%
Assumed Business Names	144,827	144,796	146,158	-0.9%
Limited Liability Companies	110,210	110,008	100,086	10.1%
Limited Liability Partnerships/Limited Partnerships	3,845	3,870	3,969	-3.1%
<b>Business Registry Total</b>	<b>383,815</b>	<b>383,795</b>	<b>375,132</b>	<b>2.3%</b>

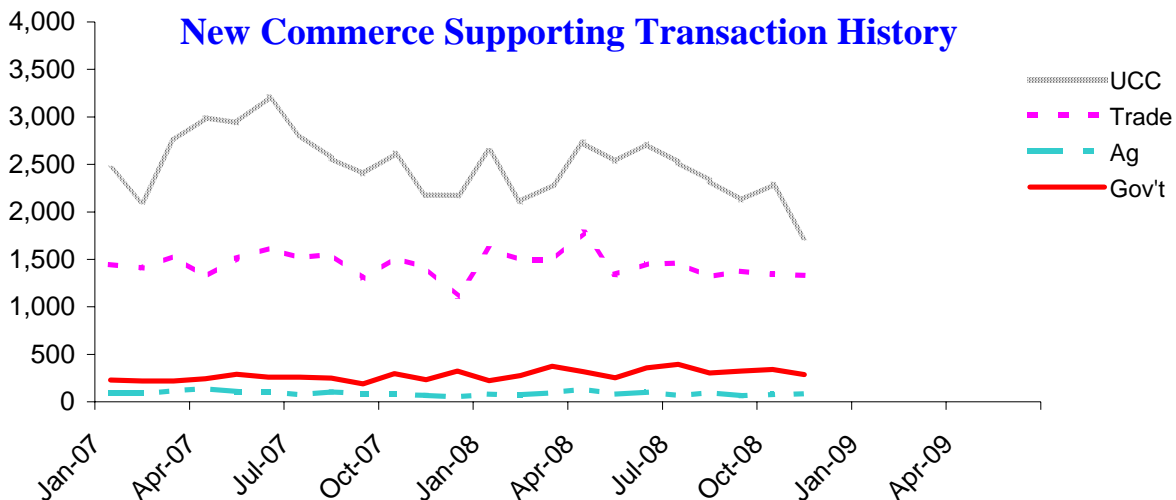


# UCC & Notary Report

Monthly update from Oregon's Secretary of State Bill Bradbury

## New Commerce Supporting Transactions

Filing Transaction Type	Latest Month	Previous Month	12 Months Ago	Change Year Ago
Uniform Commercial Code	1,730	2,284	2,178	-20.6%
Agricultural Liens (EFS, ASL, Grain, Ag produce)	85	78	66	28.8%
Government Liens (IRS, Revenue, Employment)	288	342	233	23.6%
Other Liens *	2	2	2	0.0%
<b>Secured Transaction Total</b>	<b>2,105</b>	<b>2,706</b>	<b>2,479</b>	<b>-15.1%</b>
<b>Notary Authentications for International Trade</b>	<b>1,331</b>	<b>1,340</b>	<b>1,416</b>	<b>-6.0%</b>



## Total Active Filings

Filing Transaction Type	Latest Month	Previous Month	12 Months Ago	Change Year Ago
Uniform Commercial Code	160,723	159,433	161,088	-0.2%
Agricultural Liens (EFS, ASL, Grain, Ag produce)	5,038	4,843	5,143	-2.0%
Government Liens (IRS, Revenue, Employment)	15,775	15,579	14,735	7.1%
Other Liens *	339	338	342	-0.9%
<b>Secured Transaction Total</b>	<b>181,875</b>	<b>180,193</b>	<b>181,308</b>	<b>0.3%</b>
<b>Commissioned Notaries Public</b>	<b>47,065</b>	<b>47,211</b>	<b>48,384</b>	<b>-2.7%</b>

\* Other Liens include: Transmitting Utility, Hazardous Waste and Public Finance

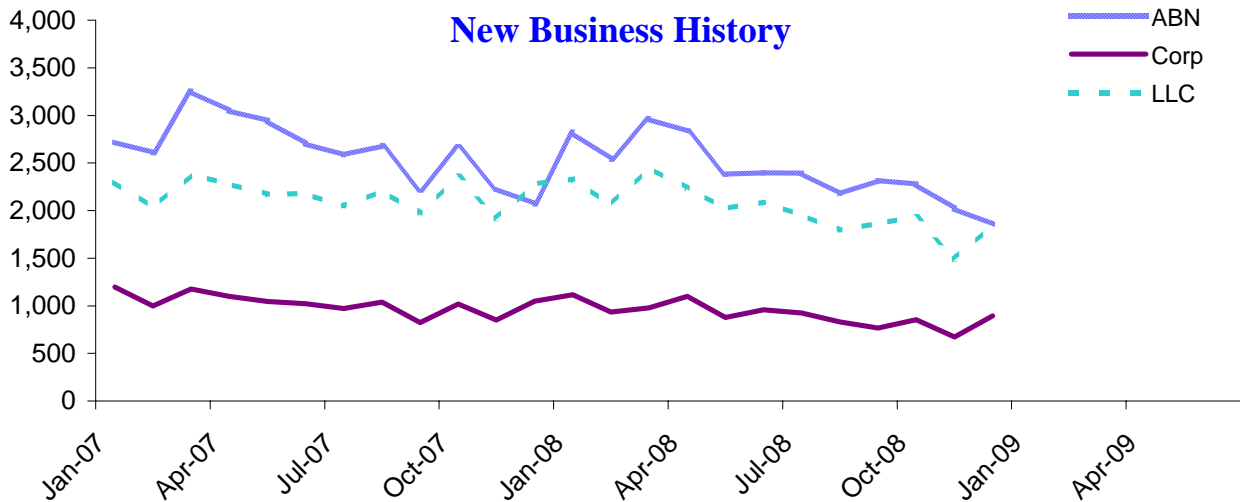


# Business Report

Monthly update from Oregon's Secretary of State Kate Brown

## New Business Applications

Business Type	Latest Month	Previous Month	12 Months Ago	Change Year Ago
New Oregon Corporations (Domestic & Foreign: Business, Nonprofit, Professional)	895	672	1,048	-14.6%
Assumed Business Names	1,857	2,020	2,072	-10.4%
Limited Liability Companies	1,854	1,488	2,280	-18.7%
Limited Liability Partnerships/Limited Partnerships	19	12	37	-48.6%
<b>Business Registry Total</b>	<b>4,625</b>	<b>4,192</b>	<b>5,437</b>	<b>-14.9%</b>



## Total Active Business Filings

Business Type	Latest Month	Previous Month	12 Months Ago	Change Year Ago
Oregon Corporations (Domestic & Foreign: Business, Nonprofit, Professional)	124,782	124,933	125,108	-0.3%
Assumed Business Names	144,083	144,827	145,898	-1.2%
Limited Liability Companies	110,688	110,210	101,344	9.2%
Limited Liability Partnerships/Limited Partnerships	3,828	3,845	3,966	-3.5%
<b>Business Registry Total</b>	<b>383,381</b>	<b>383,815</b>	<b>376,316</b>	<b>1.9%</b>

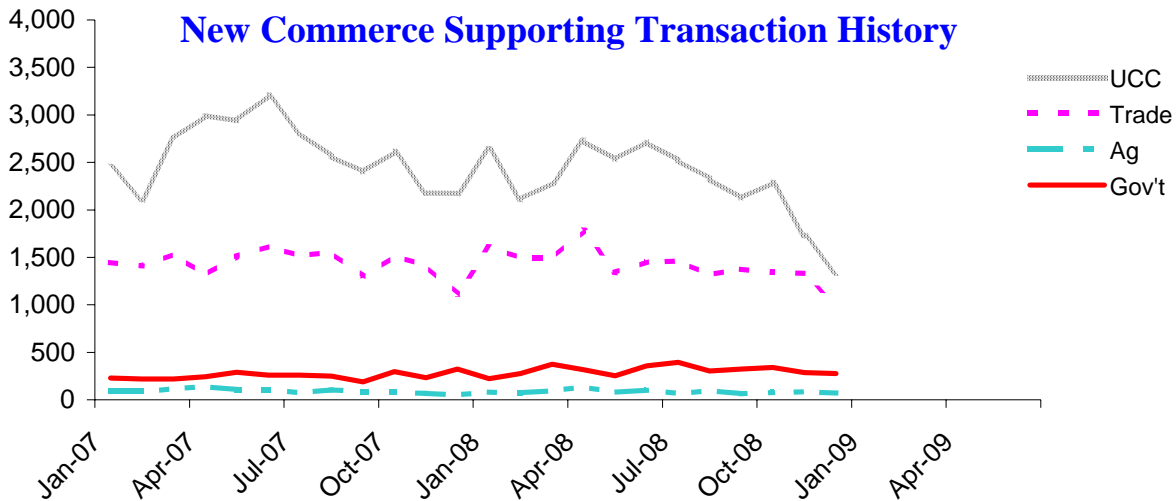


# UCC & Notary Report

Monthly update from Oregon's Secretary of State Kate Brown

## New Commerce Supporting Transactions

Filing Transaction Type	Latest Month	Previous Month	12 Months Ago	Change Year Ago
Uniform Commercial Code	1,333	1,730	2,174	-38.7%
Agricultural Liens (EFS, ASL, Grain, Ag produce)	71	85	49	44.9%
Government Liens (IRS, Revenue, Employment)	277	288	325	-14.8%
Other Liens *	3	2	1	200.0%
<b>Secured Transaction Total</b>	<b>1,684</b>	<b>2,105</b>	<b>2,549</b>	<b>-33.9%</b>
<b>Notary Authentications for International Trade</b>	984	1,331	1,112	-11.5%



## Total Active Filings

Filing Transaction Type	Latest Month	Previous Month	12 Months Ago	Change Year Ago
Uniform Commercial Code	159,501	160,723	160,048	-0.3%
Agricultural Liens (EFS, ASL, Grain, Ag produce)	4,930	5,038	5,058	-2.5%
Government Liens (IRS, Revenue, Employment)	15,889	15,775	14,724	7.9%
Other Liens *	341	339	318	7.2%
<b>Secured Transaction Total</b>	<b>180,661</b>	<b>181,875</b>	<b>180,148</b>	<b>0.3%</b>
<b>Commissioned Notaries Public</b>	47,030	47,065	48,322	-2.7%

\* Other Liens include: Transmitting Utility, Hazardous Waste and Public Finance