



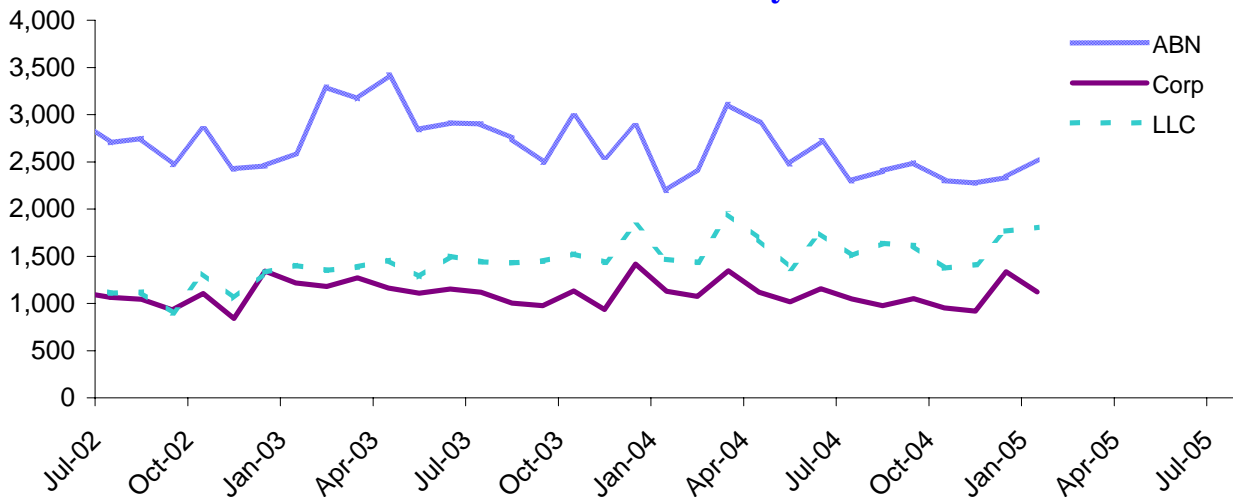
Business Report

Monthly update from Oregon's Secretary of State Bill Bradbury

New Business Applications

Business Type	Latest Month	Previous Month	12 Months Ago	Change Year Ago
New Oregon Corporations (Domestic & Foreign: Business, Nonprofit, Professional)	1,121	1,336	1,130	-0.8%
Assumed Business Names	2,524	2,336	2,196	14.9%
Limited Liability Companies	1,806	1,765	1,467	23.1%
Limited Liability Partnerships/Limited Partnerships	36	48	29	24.1%
Business Registry Total	5,487	5,485	4,822	13.8%

New Business History



Total Active Business Filings

Business Type	Latest Month	Previous Month	12 Months Ago	Change Year Ago
Oregon Corporations (Domestic & Foreign: Business, Nonprofit, Professional)	118,498	118,147	117,140	1.2%
Assumed Business Names	145,848	145,317	149,796	-2.6%
Limited Liability Companies	64,278	63,293	53,706	19.7%
Limited Liability Partnerships/Limited Partnerships	3,983	3,999	3,939	1.1%
Business Registry Total	332,607	330,756	324,581	2.5%



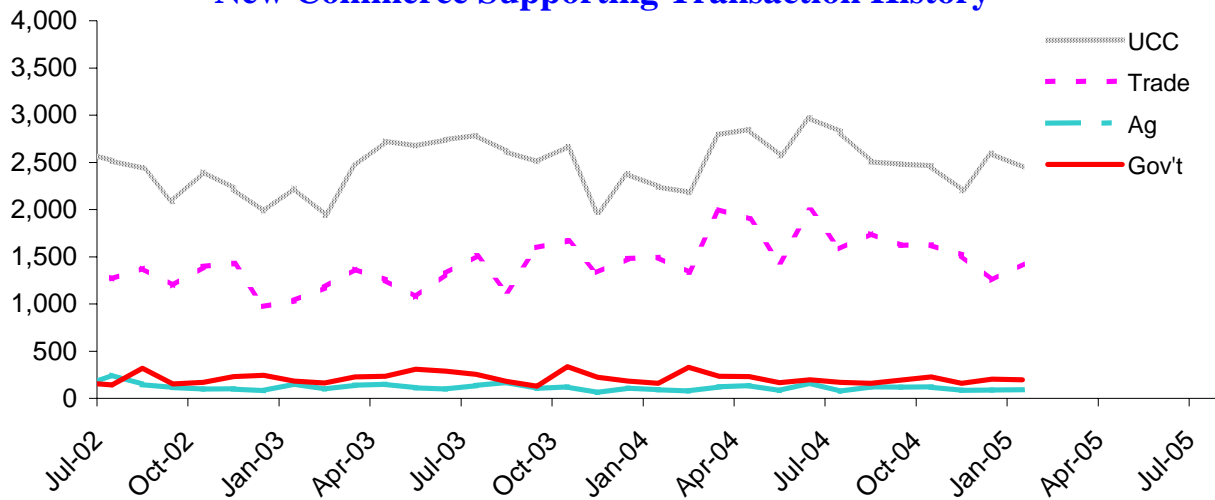
UCC & Notary Report

Monthly update from Oregon's Secretary of State Bill Bradbury

New Commerce Supporting Transactions

Filing Transaction Type	Latest Month	Previous Month	12 Months Ago	Change Year Ago
Uniform Commercial Code	2,447	2,592	2,242	9.1%
Agricultural Liens (EFS, ASL, Grain, Ag produce)	91	88	93	-2.2%
Government Liens (IRS, Revenue, Employment)	196	204	160	22.5%
Other Liens *	6	6	3	100.0%
Secured Transaction Total	2,740	2,890	2,498	9.7%
Notary Authentications for International Trade	1,423	1,246	1,494	-4.8%

New Commerce Supporting Transaction History



Total Active Filings

Filing Transaction Type	Latest Month	Previous Month	12 Months Ago	Change Year Ago
Uniform Commercial Code	167,066	167,424	173,331	-3.6%
Agricultural Liens (EFS, ASL, Grain, Ag produce)	6,257	6,307	6,491	-3.6%
Government Liens (IRS, Revenue, Employment)	15,728	15,792	16,875	-6.8%
Other Liens *	1,537	1,534	1,494	2.9%
Secured Transaction Total	190,588	191,057	198,191	-3.8%
Commissioned Notaries Public	46,396	46,274	45,511	1.9%

* Other Liens include: Transmitting Utility, Hazardous Waste, Manufactured Housing, and Public Finance



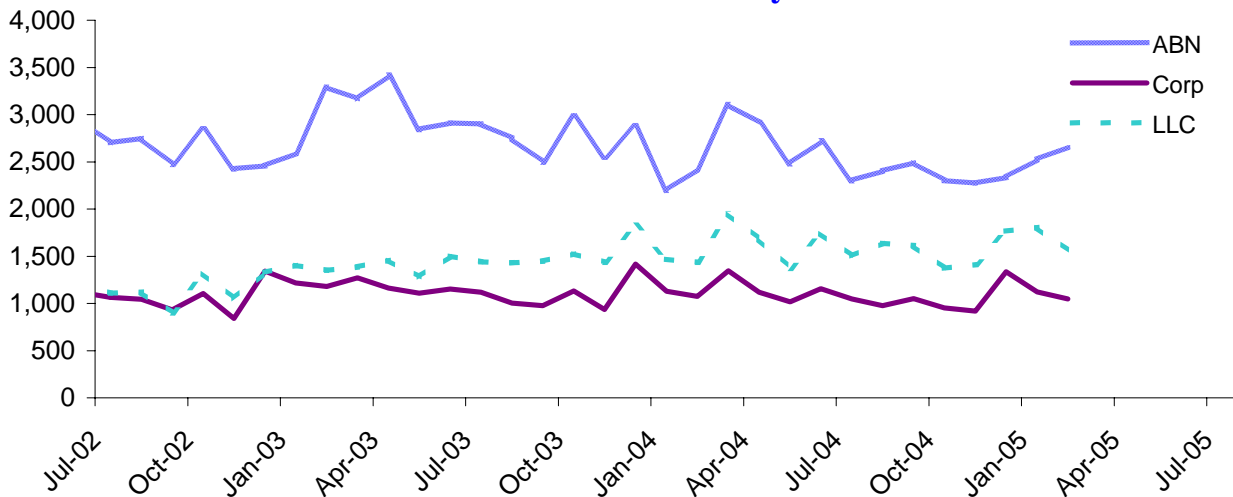
Business Report

Monthly update from Oregon's Secretary of State Bill Bradbury

New Business Applications

Business Type	Latest Month	Previous Month	12 Months Ago	Change Year Ago
New Oregon Corporations (Domestic & Foreign: Business, Nonprofit, Professional)	1,046	1,121	1,073	-2.5%
Assumed Business Names	2,658	2,524	2,424	9.7%
Limited Liability Companies	1,560	1,806	1,436	8.6%
Limited Liability Partnerships/Limited Partnerships	36	36	45	-20.0%
Business Registry Total	5,300	5,487	4,978	6.5%

New Business History



Total Active Business Filings

Business Type	Latest Month	Previous Month	12 Months Ago	Change Year Ago
Oregon Corporations (Domestic & Foreign: Business, Nonprofit, Professional)	118,672	118,498	117,386	1.1%
Assumed Business Names	146,069	145,848	149,298	-2.2%
Limited Liability Companies	65,003	64,278	54,648	18.9%
Limited Liability Partnerships/Limited Partnerships	3,982	3,983	3,951	0.8%
Business Registry Total	333,726	332,607	325,283	2.6%



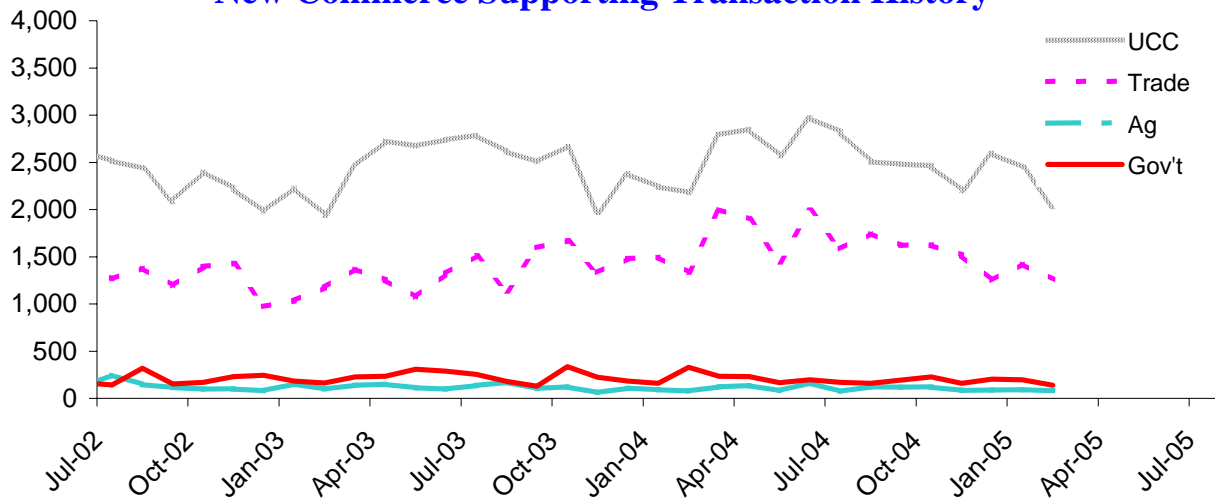
UCC & Notary Report

Monthly update from Oregon's Secretary of State Bill Bradbury

New Commerce Supporting Transactions

Filing Transaction Type	Latest Month	Previous Month	12 Months Ago	Change Year Ago
Uniform Commercial Code	2,034	2,447	2,182	-6.8%
Agricultural Liens (EFS, ASL, Grain, Ag produce)	80	91	77	3.9%
Government Liens (IRS, Revenue, Employment)	138	196	328	-57.9%
Other Liens *	6	6	6	0.0%
Secured Transaction Total	2,258	2,740	2,593	-12.9%
Notary Authentications for International Trade	1,257	1,423	1,336	-5.9%

New Commerce Supporting Transaction History



Total Active Filings

Filing Transaction Type	Latest Month	Previous Month	12 Months Ago	Change Year Ago
Uniform Commercial Code	166,339	167,066	172,476	-3.6%
Agricultural Liens (EFS, ASL, Grain, Ag produce)	6,239	6,257	6,450	-3.3%
Government Liens (IRS, Revenue, Employment)	15,515	15,728	16,916	-8.3%
Other Liens *	1,540	1,537	1,499	2.7%
Secured Transaction Total	189,633	190,588	197,341	-3.9%
Commissioned Notaries Public	46,496	46,396	45,660	1.8%

* Other Liens include: Transmitting Utility, Hazardous Waste, Manufactured Housing, and Public Finance



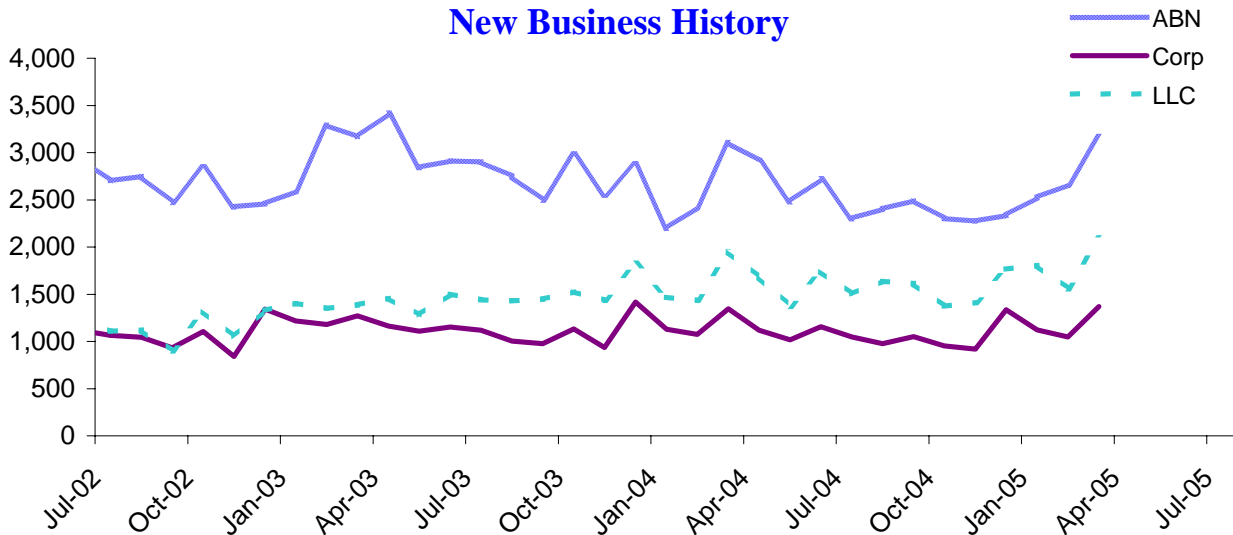
Business Report

Monthly update from Oregon's Secretary of State Bill Bradbury

New Business Applications

Business Type	Latest Month	Previous Month	12 Months Ago	Change Year Ago
New Oregon Corporations (Domestic & Foreign: Business, Nonprofit, Professional)	1,370	1,046	1,347	1.7%
Assumed Business Names	3,170	2,658	3,109	2.0%
Limited Liability Companies	2,094	1,560	1,949	7.4%
Limited Liability Partnerships/Limited Partnerships	37	36	41	-9.8%
Business Registry Total	6,671	5,300	6,446	3.5%

New Business History



Total Active Business Filings

Business Type	Latest Month	Previous Month	12 Months Ago	Change Year Ago
Oregon Corporations (Domestic & Foreign: Business, Nonprofit, Professional)	119,202	118,672	117,846	1.2%
Assumed Business Names	145,767	146,069	149,449	-2.5%
Limited Liability Companies	66,332	65,003	55,936	18.6%
Limited Liability Partnerships/Limited Partnerships	4,000	3,982	3,961	1.0%
Business Registry Total	335,301	333,726	327,192	2.5%



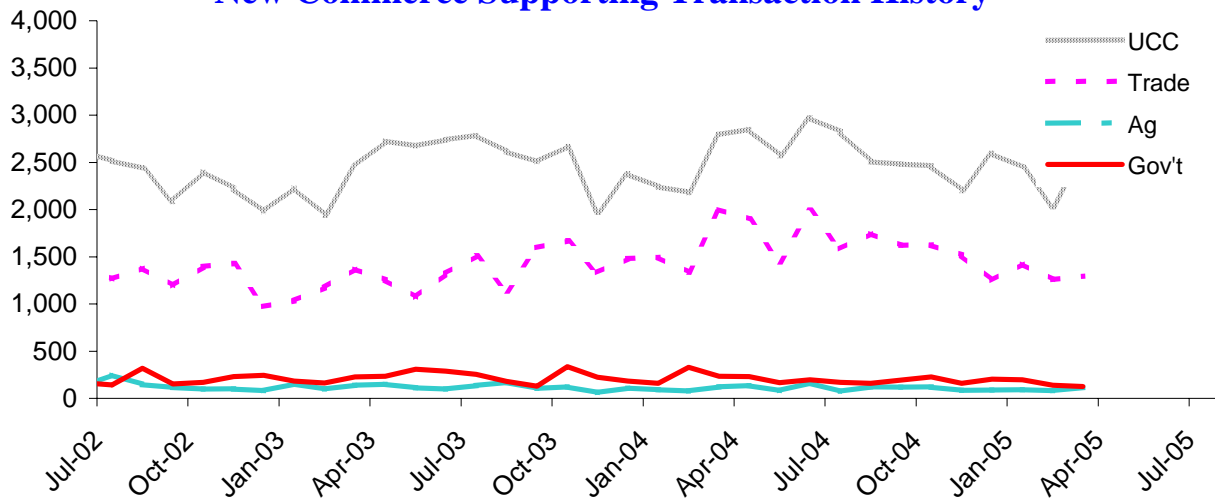
UCC & Notary Report

Monthly update from Oregon's Secretary of State Bill Bradbury

New Commerce Supporting Transactions

Filing Transaction Type	Latest Month	Previous Month	12 Months Ago	Change Year Ago
Uniform Commercial Code	2,599	2,034	2,793	-6.9%
Agricultural Liens (EFS, ASL, Grain, Ag produce)	114	80	122	-6.6%
Government Liens (IRS, Revenue, Employment)	127	138	235	-46.0%
Other Liens *	5	6	18	-72.2%
Secured Transaction Total	2,845	2,258	3,168	-10.2%
Notary Authentications for International Trade	1,296	1,257	2,000	-35.2%

New Commerce Supporting Transaction History



Total Active Filings

Filing Transaction Type	Latest Month	Previous Month	12 Months Ago	Change Year Ago
Uniform Commercial Code	165,877	166,339	172,164	-3.7%
Agricultural Liens (EFS, ASL, Grain, Ag produce)	6,199	6,239	6,440	-3.7%
Government Liens (IRS, Revenue, Employment)	15,483	15,515	16,920	-8.5%
Other Liens *	1,541	1,540	1,516	1.6%
Secured Transaction Total	189,100	189,633	197,040	-4.0%
Commissioned Notaries Public	46,483	46,496	45,602	1.9%

* Other Liens include: Transmitting Utility, Hazardous Waste, Manufactured Housing, and Public Finance



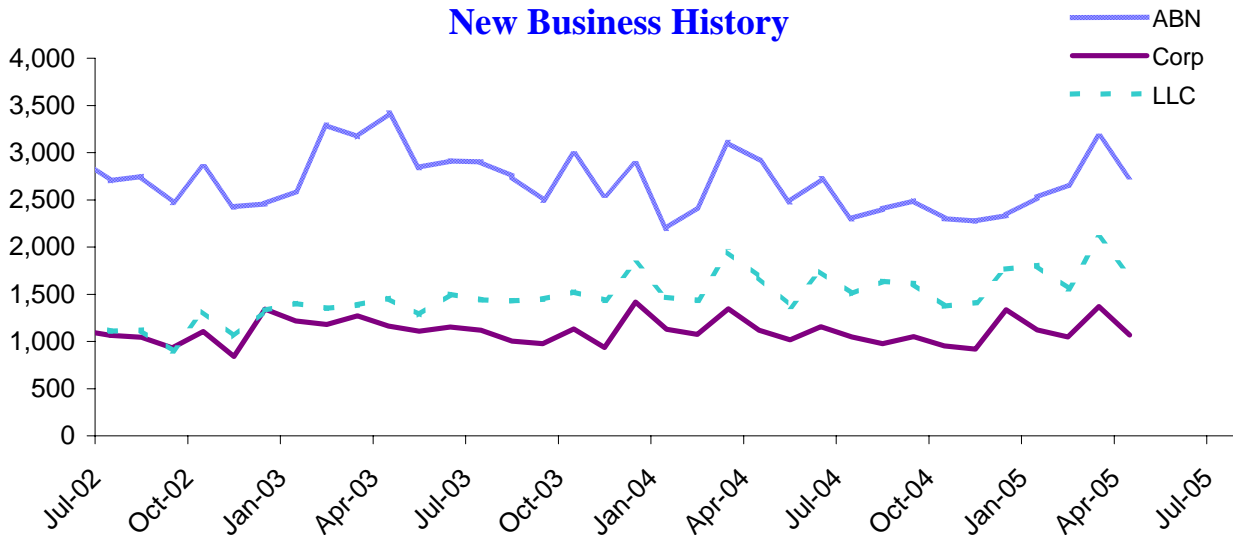
Business Report

Monthly update from Oregon's Secretary of State Bill Bradbury

New Business Applications

Business Type	Latest Month	Previous Month	12 Months Ago	Change Year Ago
New Oregon Corporations (Domestic & Foreign: Business, Nonprofit, Professional)	1,067	1,370	1,117	-4.5%
Assumed Business Names	2,746	3,170	2,916	-5.8%
Limited Liability Companies	1,713	2,094	1,683	1.8%
Limited Liability Partnerships/Limited Partnerships	32	37	36	-11.1%
Business Registry Total	5,558	6,671	5,752	-3.4%

New Business History



Total Active Business Filings

Business Type	Latest Month	Previous Month	12 Months Ago	Change Year Ago
Oregon Corporations (Domestic & Foreign: Business, Nonprofit, Professional)	119,052	119,202	117,702	1.1%
Assumed Business Names	145,703	145,767	148,407	-1.8%
Limited Liability Companies	67,016	66,332	56,828	17.9%
Limited Liability Partnerships/Limited Partnerships	3,999	4,000	3,958	1.0%
Business Registry Total	335,770	335,301	326,895	2.7%



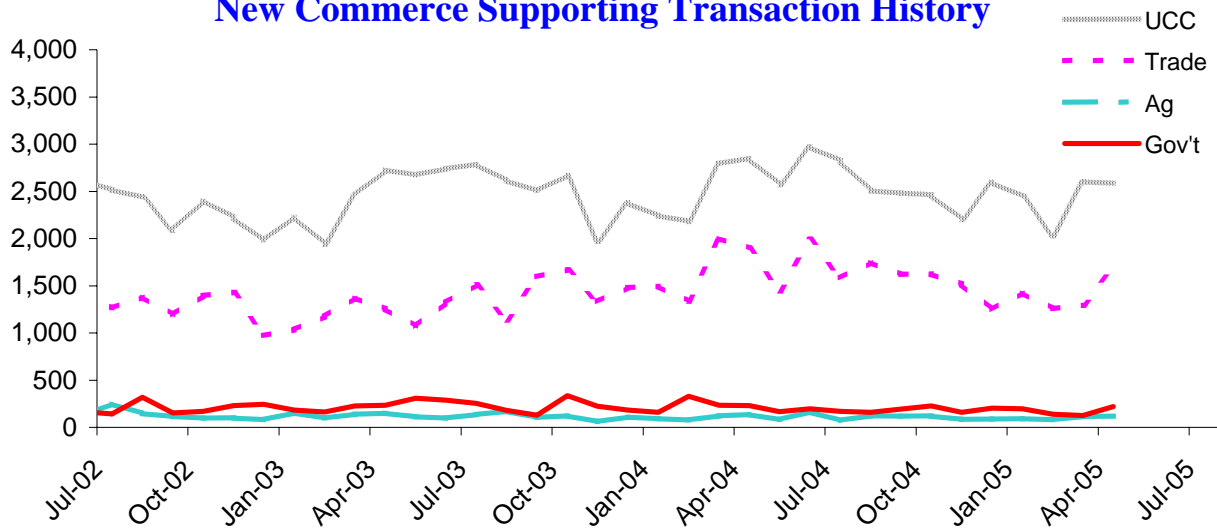
UCC & Notary Report

Monthly update from Oregon's Secretary of State Bill Bradbury

New Commerce Supporting Transactions

Filing Transaction Type	Latest Month	Previous Month	12 Months Ago	Change Year Ago
Uniform Commercial Code	2,586	2,599	2,852	-9.3%
Agricultural Liens (EFS, ASL, Grain, Ag produce)	116	114	134	-13.4%
Government Liens (IRS, Revenue, Employment)	219	127	232	-5.6%
Other Liens *	4	5	1	300.0%
Secured Transaction Total	2,925	2,845	3,219	-9.1%
Notary Authentications for International Trade	1,691	1,296	1,899	-11.0%

New Commerce Supporting Transaction History



Total Active Filings

Filing Transaction Type	Latest Month	Previous Month	12 Months Ago	Change Year Ago
Uniform Commercial Code	165,394	165,877	171,778	-3.7%
Agricultural Liens (EFS, ASL, Grain, Ag produce)	6,195	6,199	6,395	-3.1%
Government Liens (IRS, Revenue, Employment)	15,383	15,483	16,795	-8.4%
Other Liens *	1,546	1,541	1,517	1.9%
Secured Transaction Total	188,518	189,100	196,485	-4.1%
Commissioned Notaries Public	46,649	46,483	45,858	1.7%

* Other Liens include: Transmitting Utility, Hazardous Waste, Manufactured Housing, and Public Finance



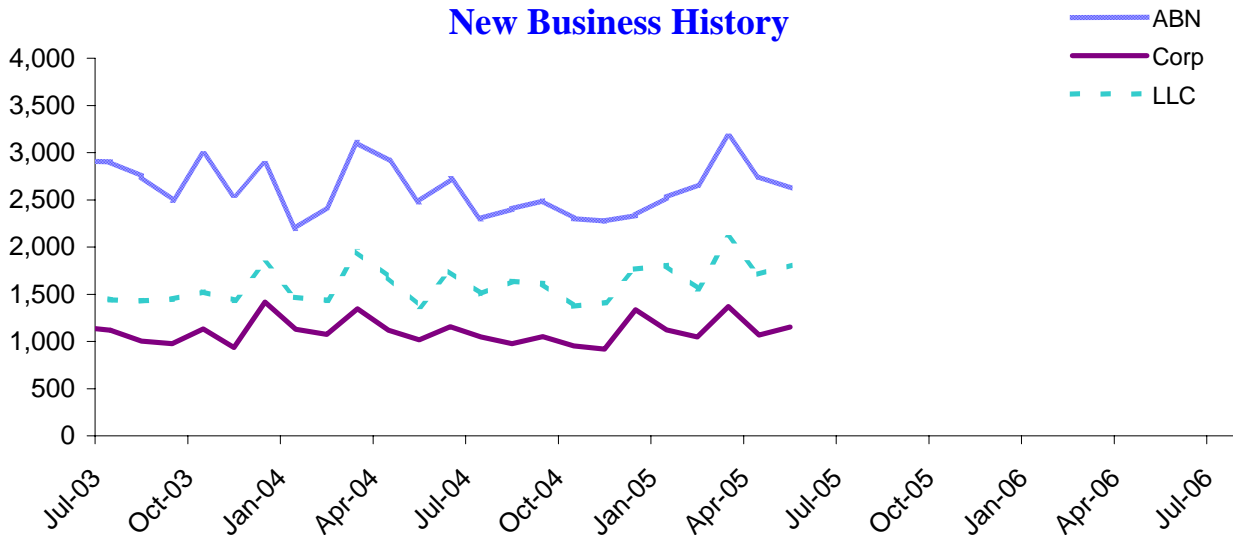
Business Report

Monthly update from Oregon's Secretary of State Bill Bradbury

New Business Applications

Business Type	Latest Month	Previous Month	12 Months Ago	Change Year Ago
New Oregon Corporations (Domestic & Foreign: Business, Nonprofit, Professional)	1,152	1,067	1,016	13.4%
Assumed Business Names	2,623	2,746	2,481	5.7%
Limited Liability Companies	1,807	1,713	1,374	31.5%
Limited Liability Partnerships/Limited Partnerships	30	32	28	7.1%
Business Registry Total	5,612	5,558	4,899	14.6%

New Business History



Total Active Business Filings

Business Type	Latest Month	Previous Month	12 Months Ago	Change Year Ago
Oregon Corporations (Domestic & Foreign: Business, Nonprofit, Professional)	119,329	119,052	117,697	1.4%
Assumed Business Names	145,798	145,703	147,904	-1.4%
Limited Liability Companies	68,091	67,016	57,505	18.4%
Limited Liability Partnerships/Limited Partnerships	4,006	3,999	3,969	0.9%
Business Registry Total	337,224	335,770	327,075	3.1%



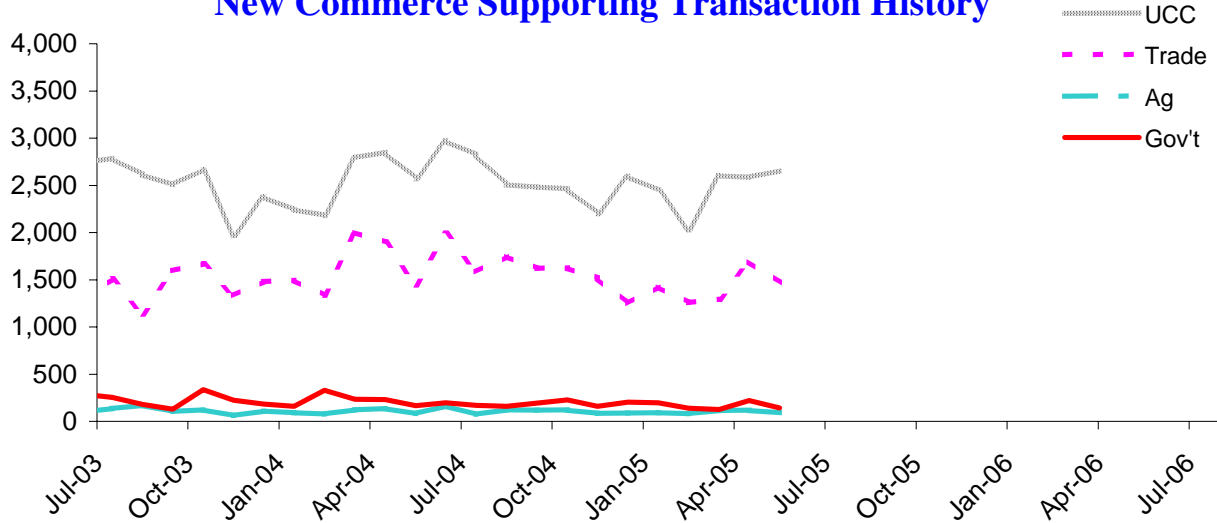
UCC & Notary Report

Monthly update from Oregon's Secretary of State Bill Bradbury

New Commerce Supporting Transactions

Filing Transaction Type	Latest Month	Previous Month	12 Months Ago	Change Year Ago
Uniform Commercial Code	2,654	2,586	2,573	3.1%
Agricultural Liens (EFS, ASL, Grain, Ag produce)	91	116	80	13.8%
Government Liens (IRS, Revenue, Employment)	143	219	166	-13.9%
Other Liens *	1	4	5	-80.0%
Secured Transaction Total	2,889	2,925	2,824	2.3%
Notary Authentications for International Trade	1,470	1,691	1,449	1.4%

New Commerce Supporting Transaction History



Total Active Filings

Filing Transaction Type	Latest Month	Previous Month	12 Months Ago	Change Year Ago
Uniform Commercial Code	167,968	165,394	171,270	-1.9%
Agricultural Liens (EFS, ASL, Grain, Ag produce)	6,187	6,195	6,363	-2.8%
Government Liens (IRS, Revenue, Employment)	15,228	15,383	16,723	-8.9%
Other Liens *	1,545	1,546	1,522	1.5%
Secured Transaction Total	190,928	188,518	195,878	-2.5%
Commissioned Notaries Public	46,842	46,649	45,982	1.9%

* Other Liens include: Transmitting Utility, Hazardous Waste, Manufactured Housing, and Public Finance



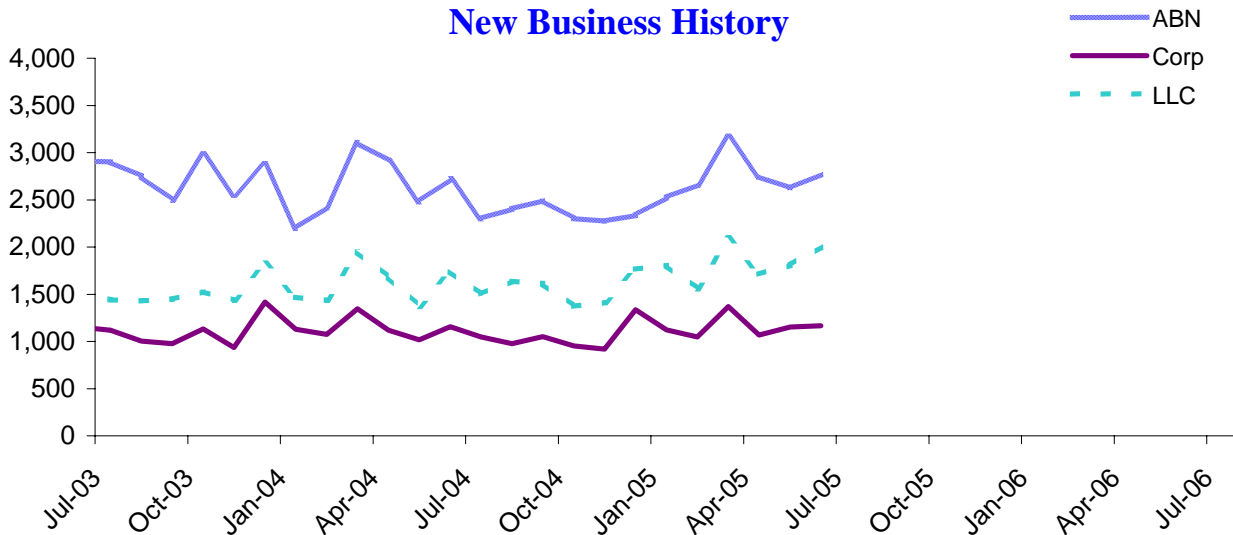
Business Report

Monthly update from Oregon's Secretary of State Bill Bradbury

New Business Applications

Business Type	Latest Month	Previous Month	12 Months Ago	Change Year Ago
New Oregon Corporations (Domestic & Foreign: Business, Nonprofit, Professional)	1,165	1,152	1,156	0.8%
Assumed Business Names	2,768	2,623	2,723	1.7%
Limited Liability Companies	2,005	1,807	1,742	15.1%
Limited Liability Partnerships/Limited Partnerships	41	30	44	-6.8%
Business Registry Total	5,979	5,612	5,665	5.5%

New Business History



Total Active Business Filings

Business Type	Latest Month	Previous Month	12 Months Ago	Change Year Ago
Oregon Corporations (Domestic & Foreign: Business, Nonprofit, Professional)	119,700	119,329	117,928	1.5%
Assumed Business Names	145,598	145,798	147,769	-1.5%
Limited Liability Companies	69,364	68,091	58,571	18.4%
Limited Liability Partnerships/Limited Partnerships	4,006	4,006	3,980	0.7%
Business Registry Total	338,668	337,224	328,248	3.2%



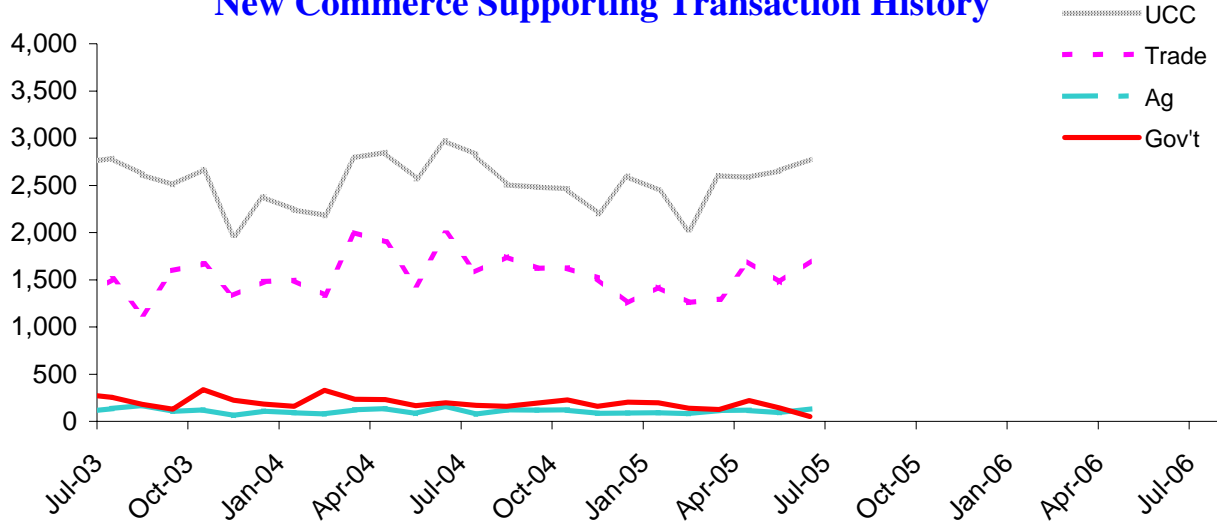
UCC & Notary Report

Monthly update from Oregon's Secretary of State Bill Bradbury

New Commerce Supporting Transactions

Filing Transaction Type	Latest Month	Previous Month	12 Months Ago	Change Year Ago
Uniform Commercial Code	2,775	2,654	2,971	-6.6%
Agricultural Liens (EFS, ASL, Grain, Ag produce)	132	91	164	-19.5%
Government Liens (IRS, Revenue, Employment)	50	143	195	-74.4%
Other Liens *	2	1	2	0.0%
Secured Transaction Total	2,959	2,889	3,332	-11.2%
Notary Authentications for International Trade	1,703	1,470	1,989	-14.4%

New Commerce Supporting Transaction History



Total Active Filings

Filing Transaction Type	Latest Month	Previous Month	12 Months Ago	Change Year Ago
Uniform Commercial Code	164,554	167,968	171,165	-3.9%
Agricultural Liens (EFS, ASL, Grain, Ag produce)	6,206	6,187	6,426	-3.4%
Government Liens (IRS, Revenue, Employment)	14,992	15,228	16,522	-9.3%
Other Liens *	1,547	1,545	1,521	1.7%
Secured Transaction Total	187,299	190,928	195,634	-4.3%
Commissioned Notaries Public	46,827	46,842	46,050	1.7%

* Other Liens include: Transmitting Utility, Hazardous Waste, Manufactured Housing, and Public Finance



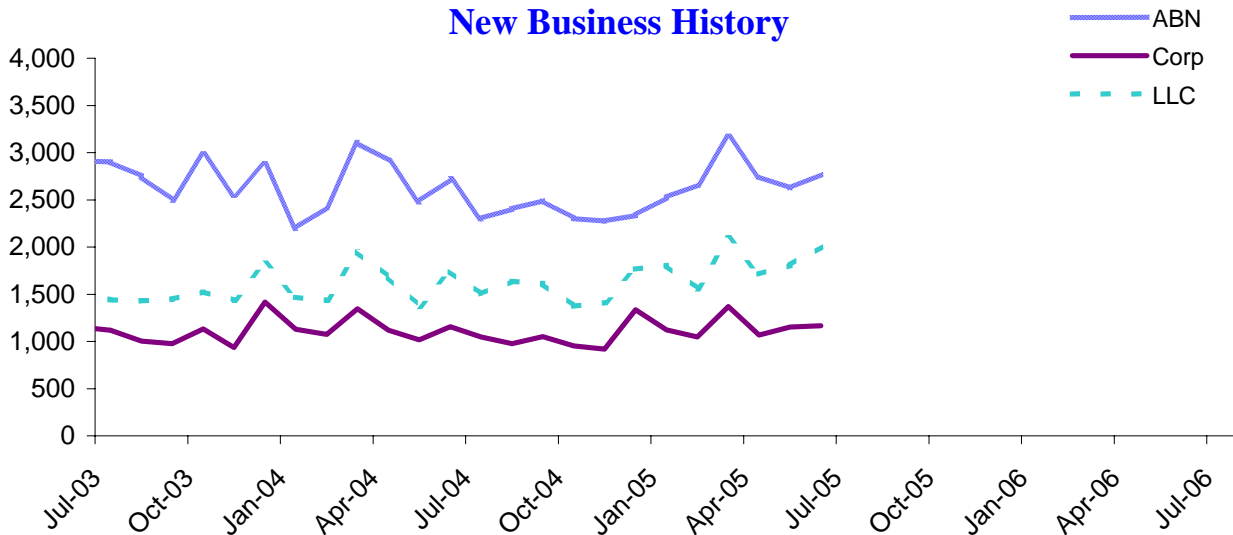
Business Report

Monthly update from Oregon's Secretary of State Bill Bradbury

New Business Applications

Business Type	Latest Month	Previous Month	12 Months Ago	Change Year Ago
New Oregon Corporations (Domestic & Foreign: Business, Nonprofit, Professional)	928	1,165	1,046	-11.3%
Assumed Business Names	2,228	2,768	2,303	-3.3%
Limited Liability Companies	1,636	2,005	1,502	8.9%
Limited Liability Partnerships/Limited Partnerships	35	41	32	9.4%
Business Registry Total	4,827	5,979	4,883	-1.1%

New Business History



Total Active Business Filings

Business Type	Latest Month	Previous Month	12 Months Ago	Change Year Ago
Oregon Corporations (Domestic & Foreign: Business, Nonprofit, Professional)	119,501	119,700	117,794	1.4%
Assumed Business Names	145,485	145,598	146,882	-1.0%
Limited Liability Companies	70,072	69,364	59,332	18.1%
Limited Liability Partnerships/Limited Partnerships	4,000	4,006	3,986	0.4%
Business Registry Total	339,058	338,668	327,994	3.4%



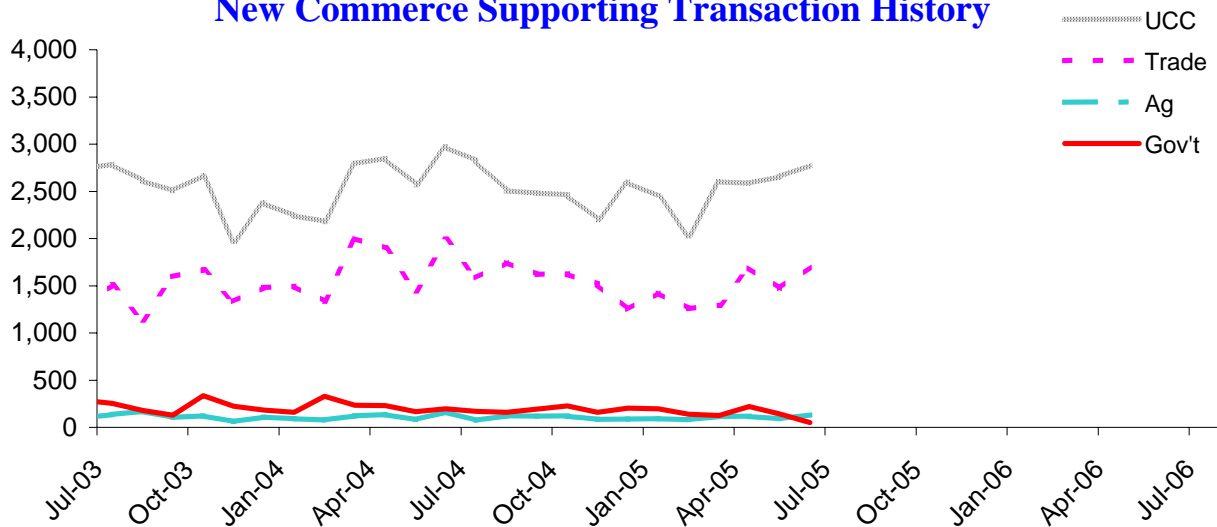
UCC & Notary Report

Monthly update from Oregon's Secretary of State Bill Bradbury

New Commerce Supporting Transactions

Filing Transaction Type	Latest Month	Previous Month	12 Months Ago	Change Year Ago
Uniform Commercial Code	2,755	2,775	2,825	-2.5%
Agricultural Liens (EFS, ASL, Grain, Ag produce)	99	132	74	33.8%
Government Liens (IRS, Revenue, Employment)	219	50	169	29.6%
Other Liens *	6	2	3	100.0%
Secured Transaction Total	3,079	2,959	3,071	0.3%
Notary Authentications for International Trade	1,547	1,703	1,584	-2.3%

New Commerce Supporting Transaction History



Total Active Filings

Filing Transaction Type	Latest Month	Previous Month	12 Months Ago	Change Year Ago
Uniform Commercial Code	164,251	164,554	170,612	-3.7%
Agricultural Liens (EFS, ASL, Grain, Ag produce)	6,205	6,206	6,403	-3.1%
Government Liens (IRS, Revenue, Employment)	14,836	14,992	16,313	-9.1%
Other Liens *	1,486	1,547	1,522	-2.4%
Secured Transaction Total	186,778	187,299	194,850	-4.1%
Commissioned Notaries Public	46,927	46,827	46,016	2.0%

* Other Liens include: Transmitting Utility, Hazardous Waste, Manufactured Housing, and Public Finance



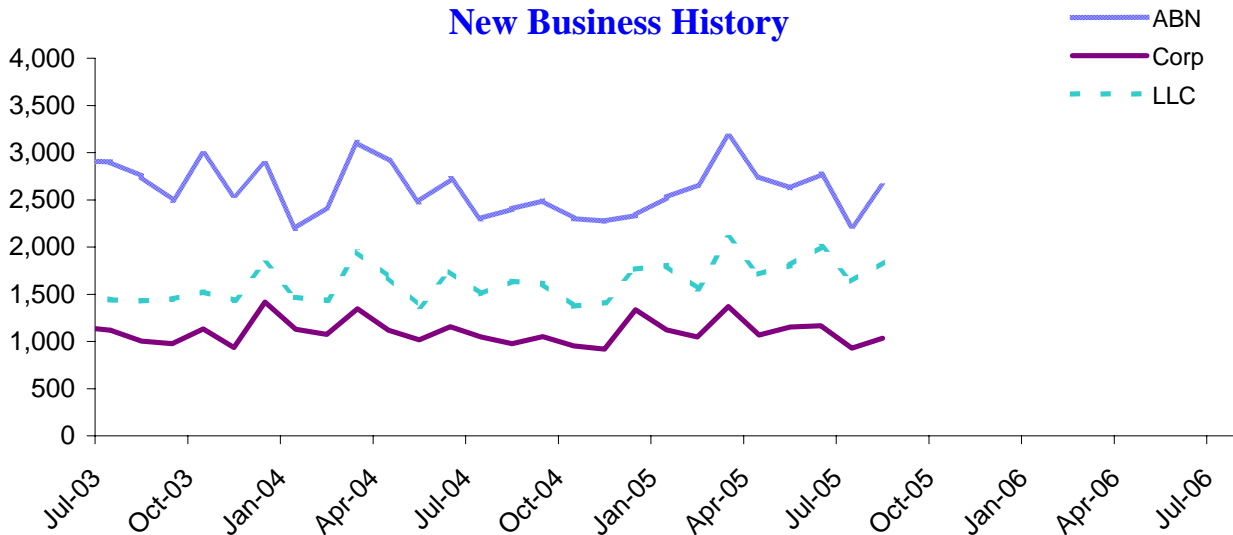
Business Report

Monthly update from Oregon's Secretary of State Bill Bradbury

New Business Applications

Business Type	Latest Month	Previous Month	12 Months Ago	Change Year Ago
New Oregon Corporations (Domestic & Foreign: Business, Nonprofit, Professional)	1,034	928	975	6.1%
Assumed Business Names	2,645	2,228	2,404	10.0%
Limited Liability Companies	1,841	1,636	1,638	12.4%
Limited Liability Partnerships/Limited Partnerships	19	35	46	-58.7%
Business Registry Total	5,539	4,827	5,063	9.4%

New Business History



Total Active Business Filings

Business Type	Latest Month	Previous Month	12 Months Ago	Change Year Ago
Oregon Corporations (Domestic & Foreign: Business, Nonprofit, Professional)	119,861	119,501	117,822	1.7%
Assumed Business Names	145,661	145,485	146,565	-0.6%
Limited Liability Companies	71,137	70,072	60,217	18.1%
Limited Liability Partnerships/Limited Partnerships	3,989	4,000	4,003	-0.3%
Business Registry Total	340,648	339,058	328,607	3.7%



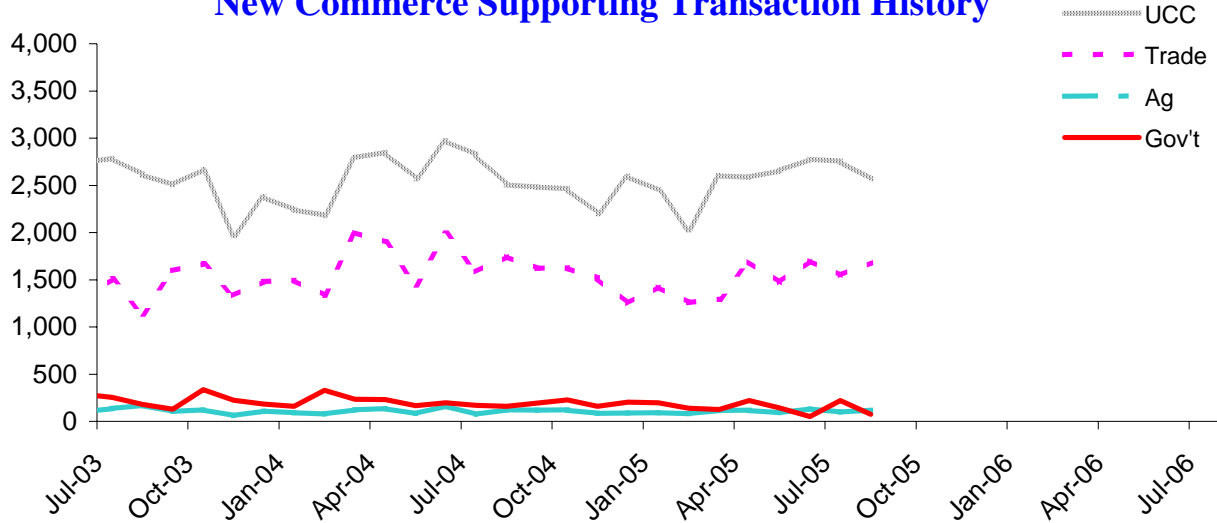
UCC & Notary Report

Monthly update from Oregon's Secretary of State Bill Bradbury

New Commerce Supporting Transactions

Filing Transaction Type	Latest Month	Previous Month	12 Months Ago	Change Year Ago
Uniform Commercial Code	2,565	2,755	2,506	2.4%
Agricultural Liens (EFS, ASL, Grain, Ag produce)	117	99	122	-4.1%
Government Liens (IRS, Revenue, Employment)	76	219	161	-52.8%
Other Liens *	2	6	3	-33.3%
Secured Transaction Total	2,760	3,079	2,792	-1.1%
Notary Authentications for International Trade	1,680	1,547	1,747	-3.8%

New Commerce Supporting Transaction History



Total Active Filings

Filing Transaction Type	Latest Month	Previous Month	12 Months Ago	Change Year Ago
Uniform Commercial Code	163,687	164,251	170,123	-3.8%
Agricultural Liens (EFS, ASL, Grain, Ag produce)	6,155	6,205	6,425	-4.2%
Government Liens (IRS, Revenue, Employment)	14,557	14,836	16,203	-10.2%
Other Liens *	1,554	1,553	1,532	1.4%
Secured Transaction Total	185,953	186,845	194,283	-4.3%
Commissioned Notaries Public	46,983	46,927	46,032	2.1%

* Other Liens include: Transmitting Utility, Hazardous Waste, Manufactured Housing, and Public Finance



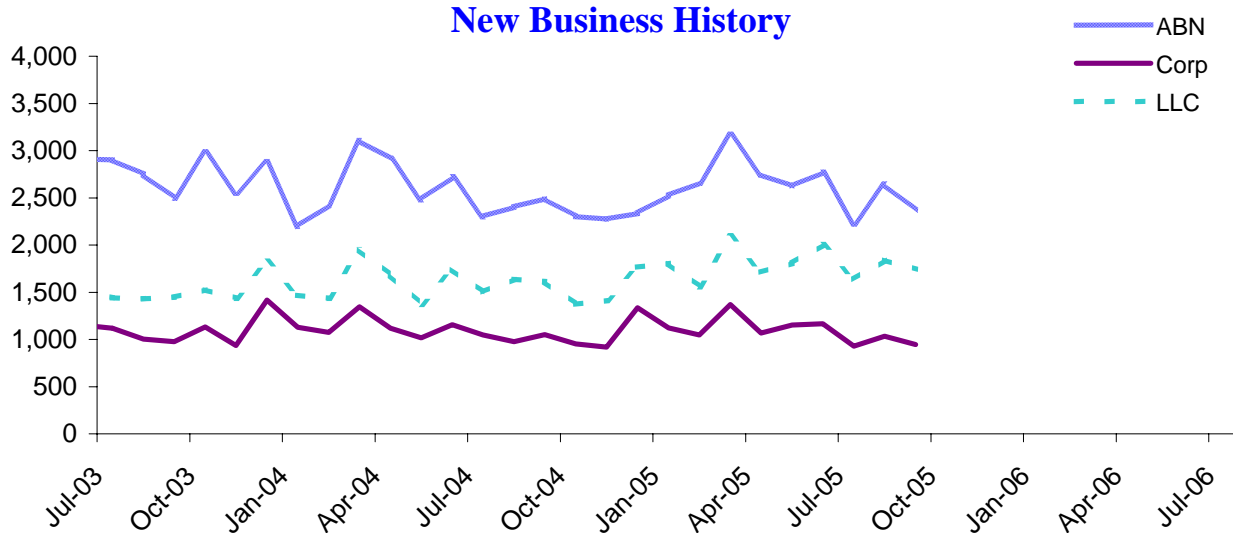
Business Report

Monthly update from Oregon's Secretary of State Bill Bradbury

New Business Applications

Business Type	Latest Month	Previous Month	12 Months Ago	Change Year Ago
New Oregon Corporations (Domestic & Foreign: Business, Nonprofit, Professional)	946	1,034	1,050	-9.9%
Assumed Business Names	2,369	2,645	2,492	-4.9%
Limited Liability Companies	1,743	1,841	1,614	8.0%
Limited Liability Partnerships/Limited Partnerships	37	19	43	-14.0%
Business Registry Total	5,095	5,539	5,199	-2.0%

New Business History



Total Active Business Filings

Business Type	Latest Month	Previous Month	12 Months Ago	Change Year Ago
Oregon Corporations (Domestic & Foreign: Business, Nonprofit, Professional)	119,784	119,861	118,101	1.4%
Assumed Business Names	145,270	145,661	146,111	-0.6%
Limited Liability Companies	71,879	71,137	61,281	17.3%
Limited Liability Partnerships/Limited Partnerships	3,992	3,989	4,025	-0.8%
Business Registry Total	340,925	340,648	329,518	3.5%



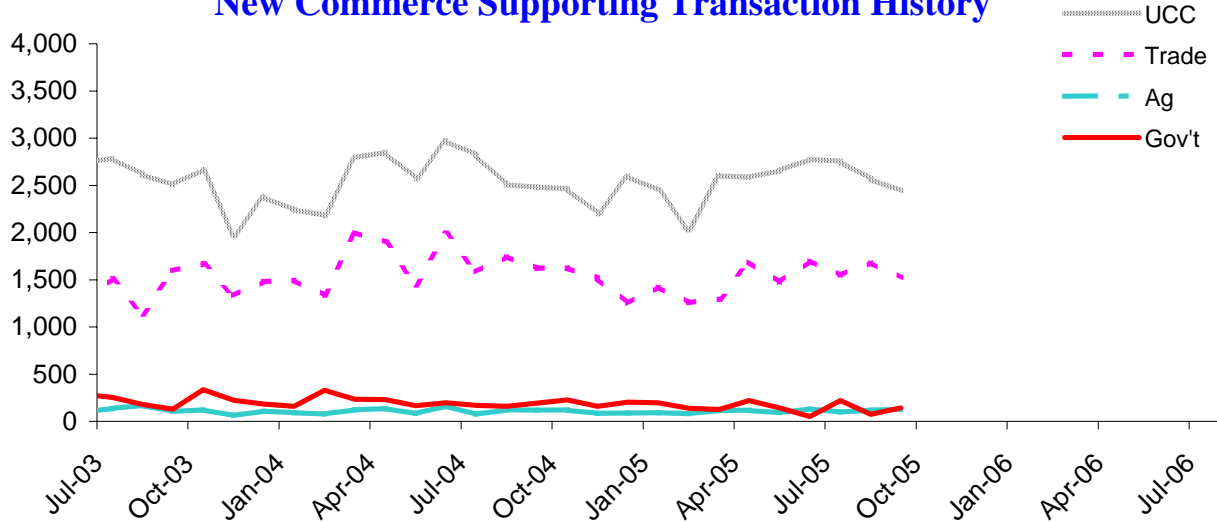
UCC & Notary Report

Monthly update from Oregon's Secretary of State Bill Bradbury

New Commerce Supporting Transactions

Filing Transaction Type	Latest Month	Previous Month	12 Months Ago	Change Year Ago
Uniform Commercial Code	2,440	2,565	2,483	-1.7%
Agricultural Liens (EFS, ASL, Grain, Ag produce)	130	117	120	8.3%
Government Liens (IRS, Revenue, Employment)	143	76	194	-26.3%
Other Liens *	14	2	22	-36.4%
Secured Transaction Total	2,727	2,760	2,819	-3.3%
Notary Authentications for International Trade	1,521	1,680	1,621	-6.2%

New Commerce Supporting Transaction History



Total Active Filings

Filing Transaction Type	Latest Month	Previous Month	12 Months Ago	Change Year Ago
Uniform Commercial Code	163,306	163,687	169,204	-3.5%
Agricultural Liens (EFS, ASL, Grain, Ag produce)	6,161	6,155	6,419	-4.0%
Government Liens (IRS, Revenue, Employment)	14,340	14,557	16,113	-11.0%
Other Liens *	1,566	1,554	1,532	2.2%
Secured Transaction Total	185,373	185,953	193,268	-4.1%
Commissioned Notaries Public	47,174	46,983	46,099	2.3%

* Other Liens include: Transmitting Utility, Hazardous Waste, Manufactured Housing, and Public Finance



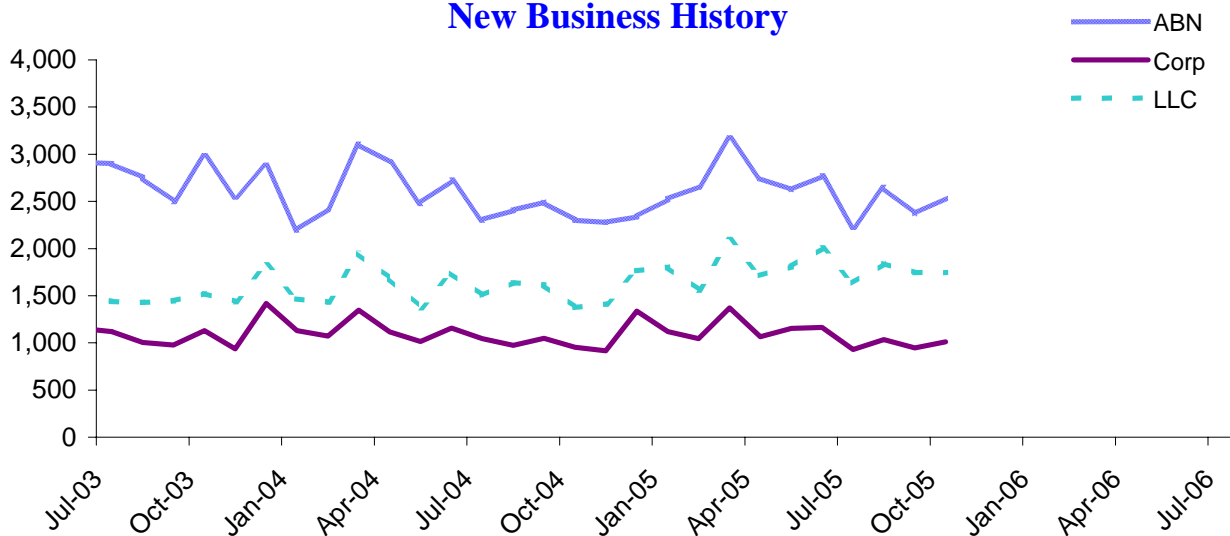
Business Report

Monthly update from Oregon's Secretary of State Bill Bradbury

New Business Applications

Business Type	Latest Month	Previous Month	12 Months Ago	Change Year Ago
New Oregon Corporations (Domestic & Foreign: Business, Nonprofit, Professional)	1,011	946	954	6.0%
Assumed Business Names	2,535	2,369	2,301	10.2%
Limited Liability Companies	1,744	1,743	1,374	26.9%
Limited Liability Partnerships/Limited Partnerships	32	37	29	10.3%
Business Registry Total	5,322	5,095	4,658	14.3%

New Business History



Total Active Business Filings

Business Type	Latest Month	Previous Month	12 Months Ago	Change Year Ago
Oregon Corporations (Domestic & Foreign: Business, Nonprofit, Professional)	120,149	119,784	117,919	1.9%
Assumed Business Names	145,492	145,270	145,789	-0.2%
Limited Liability Companies	72,858	71,879	61,852	17.8%
Limited Liability Partnerships/Limited Partnerships	3,988	3,992	4,015	-0.7%
Business Registry Total	342,487	340,925	329,575	3.9%



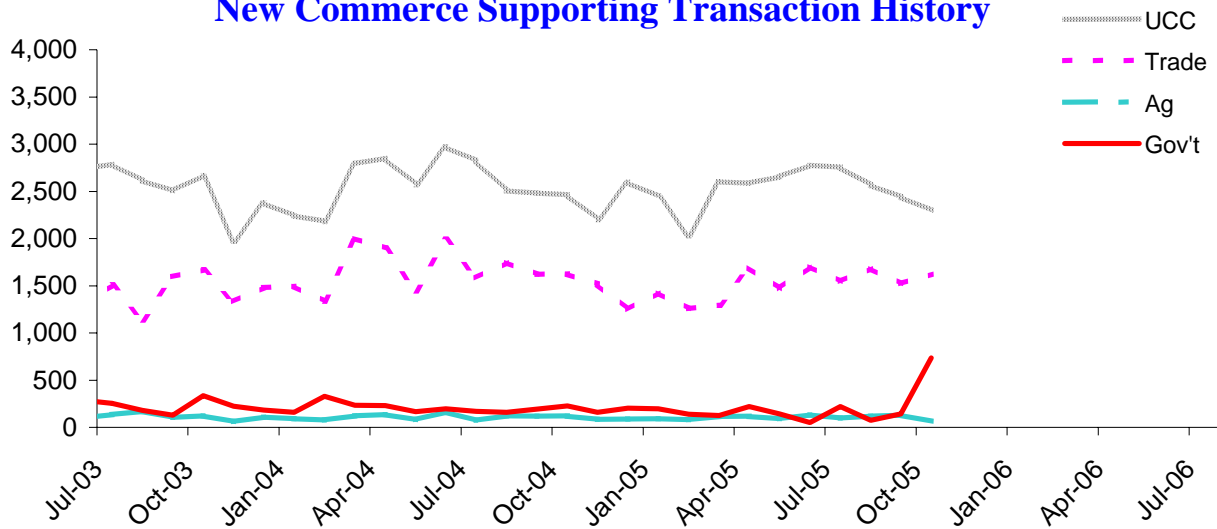
UCC & Notary Report

Monthly update from Oregon's Secretary of State Bill Bradbury

New Commerce Supporting Transactions

Filing Transaction Type	Latest Month	Previous Month	12 Months Ago	Change Year Ago
Uniform Commercial Code	2,297	2,440	2,463	-6.7%
Agricultural Liens (EFS, ASL, Grain, Ag produce)	64	130	120	-46.7%
Government Liens (IRS, Revenue, Employment)	734	143	226	224.8%
Other Liens *	3	14	5	-40.0%
Secured Transaction Total	3,098	2,727	2,814	10.1%
Notary Authentications for International Trade	1,625	1,521	1,623	0.1%

New Commerce Supporting Transaction History



Total Active Filings

Filing Transaction Type	Latest Month	Previous Month	12 Months Ago	Change Year Ago
Uniform Commercial Code	163,039	163,306	168,847	-3.4%
Agricultural Liens (EFS, ASL, Grain, Ag produce)	6,091	6,161	6,382	-4.6%
Government Liens (IRS, Revenue, Employment)	14,414	14,340	16,086	-10.4%
Other Liens *	1,496	1,566	1,530	-2.2%
Secured Transaction Total	185,040	185,373	192,845	-4.0%
Commissioned Notaries Public	47,314	47,174	46,201	2.4%

* Other Liens include: Transmitting Utility, Hazardous Waste, Manufactured Housing, and Public Finance



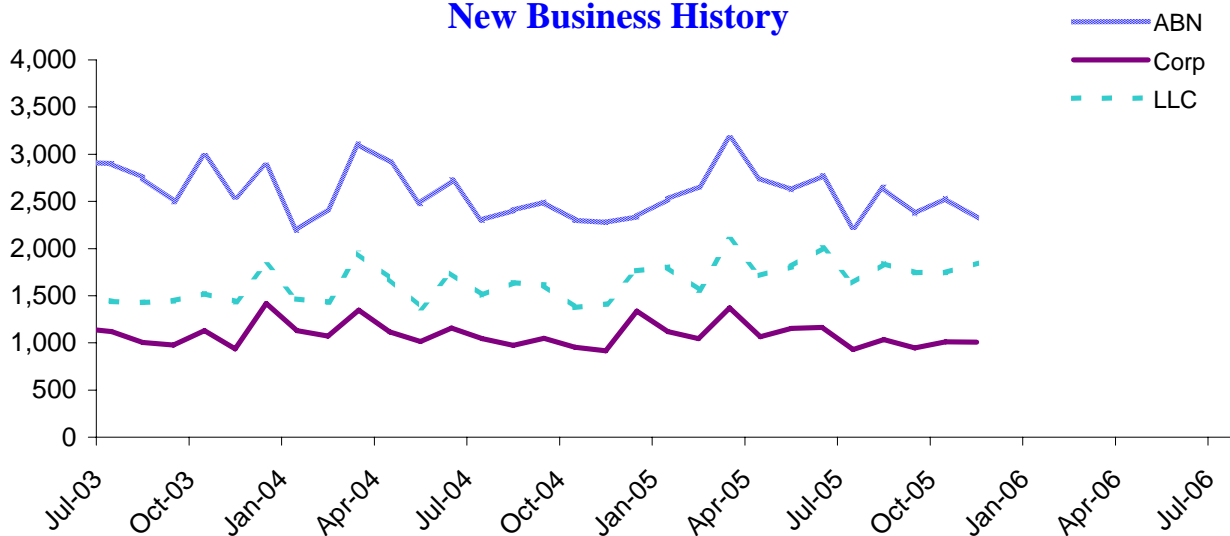
Business Report

Monthly update from Oregon's Secretary of State Bill Bradbury

New Business Applications

Business Type	Latest Month	Previous Month	12 Months Ago	Change Year Ago
New Oregon Corporations (Domestic & Foreign: Business, Nonprofit, Professional)	1,007	1,011	917	9.8%
Assumed Business Names	2,324	2,535	2,276	2.1%
Limited Liability Companies	1,844	1,744	1,414	30.4%
Limited Liability Partnerships/Limited Partnerships	27	32	27	0.0%
Business Registry Total	5,202	5,322	4,634	12.3%

New Business History



Total Active Business Filings

Business Type	Latest Month	Previous Month	12 Months Ago	Change Year Ago
Oregon Corporations (Domestic & Foreign: Business, Nonprofit, Professional)	120,412	120,149	118,027	2.0%
Assumed Business Names	145,654	145,492	145,781	-0.1%
Limited Liability Companies	73,874	72,858	62,541	18.1%
Limited Liability Partnerships/Limited Partnerships	3,990	3,988	4,009	-0.5%
Business Registry Total	343,930	342,487	330,358	4.1%



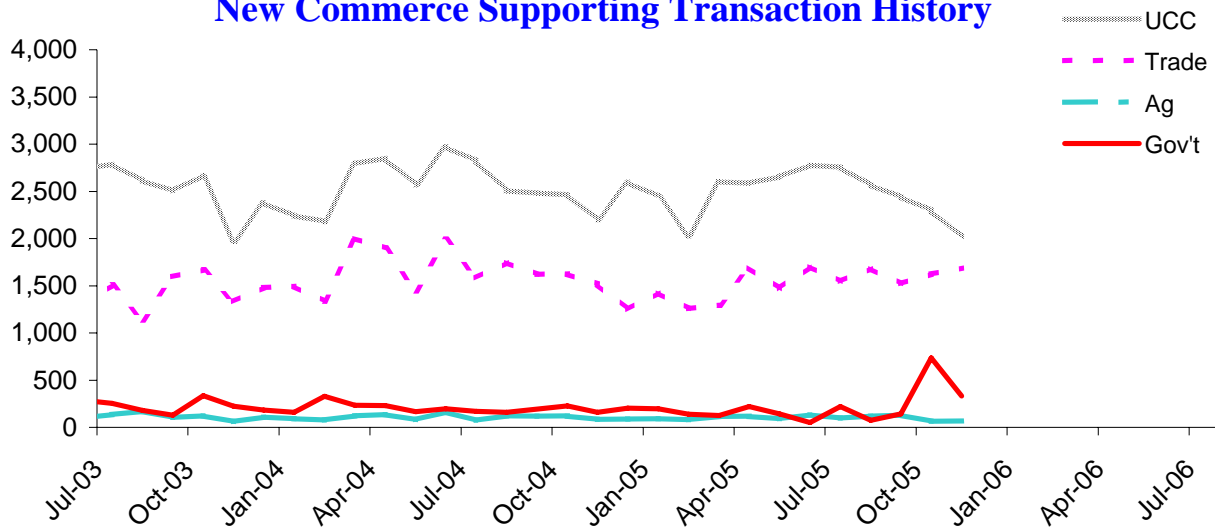
UCC & Notary Report

Monthly update from Oregon's Secretary of State Bill Bradbury

New Commerce Supporting Transactions

Filing Transaction Type	Latest Month	Previous Month	12 Months Ago	Change Year Ago
Uniform Commercial Code	2,021	2,297	2,202	-8.2%
Agricultural Liens (EFS, ASL, Grain, Ag produce)	67	64	85	-21.2%
Government Liens (IRS, Revenue, Employment)	332	734	161	106.2%
Other Liens *	0	3	4	-100.0%
Secured Transaction Total	2,420	3,098	2,452	-1.3%
Notary Authentications for International Trade	1,687	1,625	1,519	11.1%

New Commerce Supporting Transaction History



Total Active Filings

Filing Transaction Type	Latest Month	Previous Month	12 Months Ago	Change Year Ago
Uniform Commercial Code	162,232	163,039	167,838	-3.3%
Agricultural Liens (EFS, ASL, Grain, Ag produce)	6,028	6,091	6,321	-4.6%
Government Liens (IRS, Revenue, Employment)	14,464	14,414	15,899	-9.0%
Other Liens *	1,496	1,496	1,530	-2.2%
Secured Transaction Total	184,220	185,040	191,588	-3.8%
Commissioned Notaries Public	47,251	47,314	46,229	2.2%

* Other Liens include: Transmitting Utility, Hazardous Waste, Manufactured Housing, and Public Finance



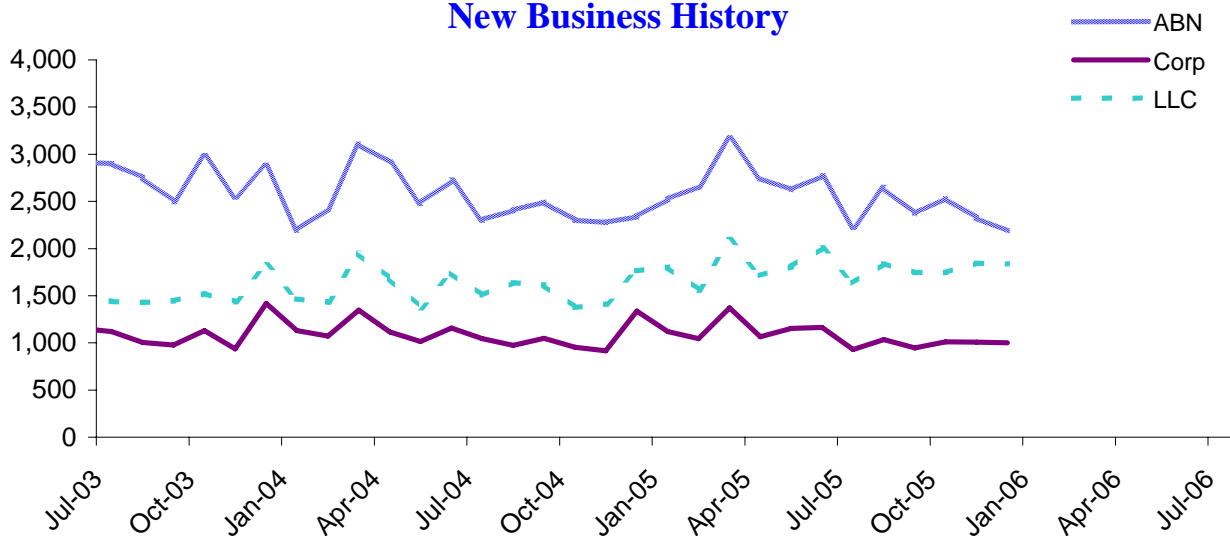
Business Report

Monthly update from Oregon's Secretary of State Bill Bradbury

New Business Applications

Business Type	Latest Month	Previous Month	12 Months Ago	Change Year Ago
New Oregon Corporations (Domestic & Foreign: Business, Nonprofit, Professional)	1,002	1,007	1,336	-25.0%
Assumed Business Names	2,186	2,324	2,336	-6.4%
Limited Liability Companies	1,834	1,844	1,765	3.9%
Limited Liability Partnerships/Limited Partnerships	37	27	48	-22.9%
Business Registry Total	5,059	5,202	5,485	-7.8%

New Business History



Total Active Business Filings

Business Type	Latest Month	Previous Month	12 Months Ago	Change Year Ago
Oregon Corporations (Domestic & Foreign: Business, Nonprofit, Professional)	120,417	120,412	118,147	1.9%
Assumed Business Names	144,829	145,654	145,317	-0.3%
Limited Liability Companies	74,614	73,874	63,293	17.9%
Limited Liability Partnerships/Limited Partnerships	3,981	3,990	3,999	-0.5%
Business Registry Total	343,841	343,930	330,756	4.0%



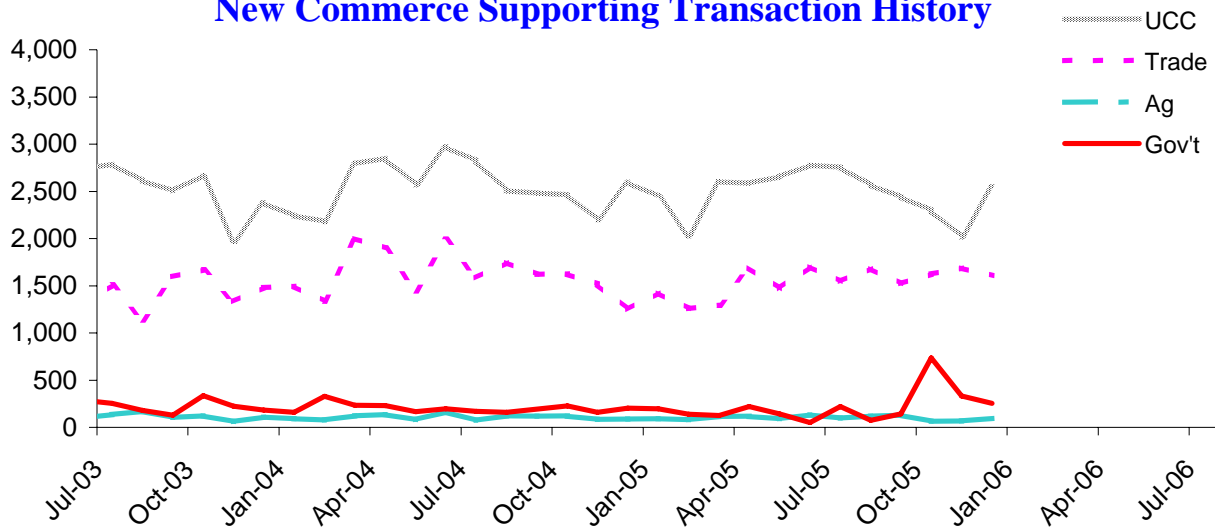
UCC & Notary Report

Monthly update from Oregon's Secretary of State Bill Bradbury

New Commerce Supporting Transactions

Filing Transaction Type	Latest Month	Previous Month	12 Months Ago	Change Year Ago
Uniform Commercial Code	2,545	2,021	2,592	-1.8%
Agricultural Liens (EFS, ASL, Grain, Ag produce)	95	67	88	8.0%
Government Liens (IRS, Revenue, Employment)	253	332	204	24.0%
Other Liens *	1	0	6	-83.3%
Secured Transaction Total	2,894	2,420	2,890	0.1%
Notary Authentications for International Trade	1,606	1,687	1,246	28.9%

New Commerce Supporting Transaction History



Total Active Filings

Filing Transaction Type	Latest Month	Previous Month	12 Months Ago	Change Year Ago
Uniform Commercial Code	162,311	162,232	167,424	-3.1%
Agricultural Liens (EFS, ASL, Grain, Ag produce)	6,053	6,028	6,307	-4.0%
Government Liens (IRS, Revenue, Employment)	14,469	14,464	15,792	-8.4%
Other Liens *	1,497	1,496	1,534	-2.4%
Secured Transaction Total	184,330	184,220	191,057	-3.5%
Commissioned Notaries Public	47,493	47,251	46,274	2.6%

* Other Liens include: Transmitting Utility, Hazardous Waste, Manufactured Housing, and Public Finance