



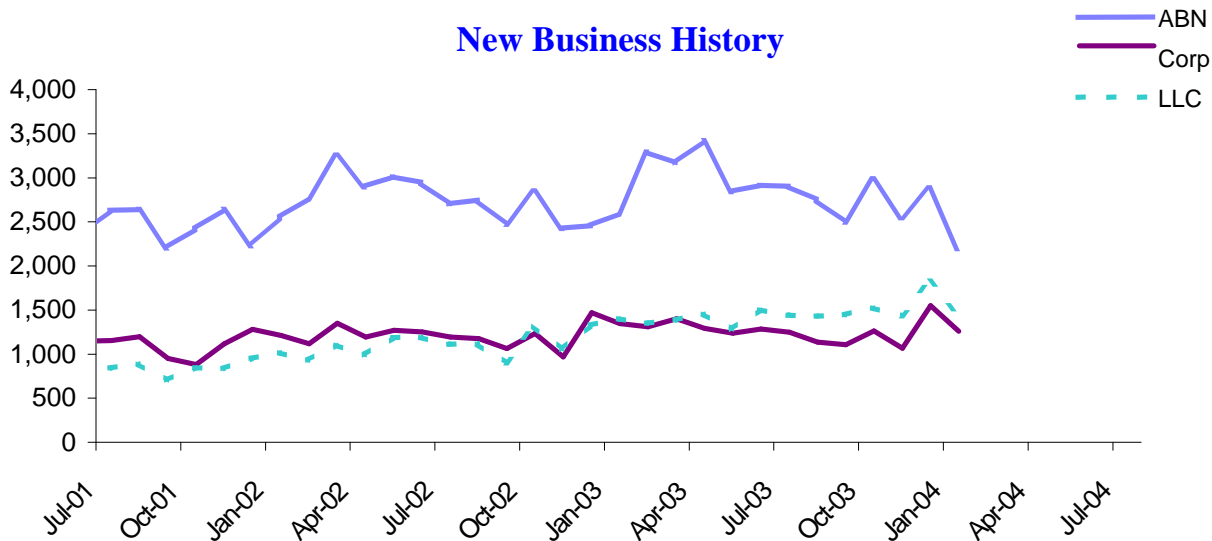
Business Report

Monthly update from Oregon's Secretary of State Bill Bradbury

New Business Applications

Business Type	Latest Month	Previous Month	12 Months Ago	Change Year Ago
New Oregon Corporations (Domestic & Foreign: Business, Nonprofit, Professional)	1,130	1,418	1,217	-7.1%
Assumed Business Names	2,196	2,882	2,591	-15.2%
Limited Liability Companies	1,467	1,826	1,402	4.6%
Limited Liability Partnerships/Limited Partnerships	29	68	43	-32.6%
Business Registry Total	4,822	6,194	5,253	-8.2%

New Business History



Total Active Business Filings

Business Type	Latest Month	Previous Month	12 Months Ago	Change Year Ago
Oregon Corporations (Domestic & Foreign: Business, Nonprofit, Professional)	117,140	117,008	113,555	3.2%
Assumed Business Names	149,796	149,836	145,015	3.3%
Limited Liability Companies	53,706	52,839	42,107	27.5%
Limited Liability Partnerships/Limited Partnerships	3,939	3,946	3,867	1.9%
Business Registry Total	324,581	323,629	304,544	6.6%



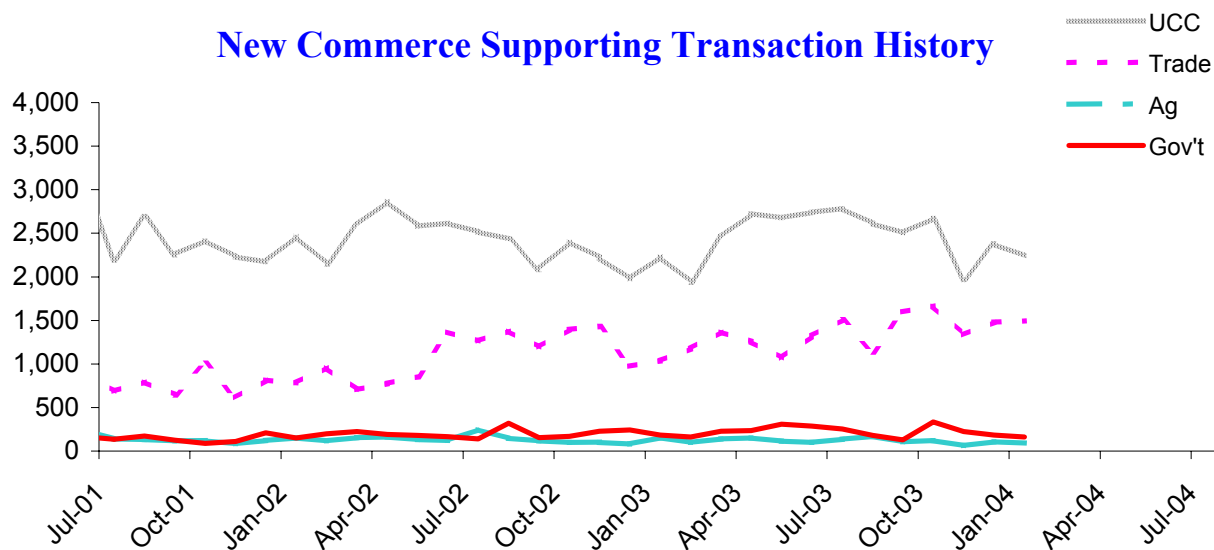
UCC & Notary Report

Monthly update from Oregon's Secretary of State Bill Bradbury

New Commerce Supporting Transactions

Filing Transaction Type	Latest Month	Previous Month	12 Months Ago	Change Year Ago
Uniform Commercial Code	2,242	2,376	2,233	0.4%
Agricultural Liens (EFS, ASL, Grain, Ag produce)	93	108	153	-39.2%
Government Liens (IRS, Revenue, Employment)	160	184	183	-12.6%
Other Liens *	3	14	16	-81.3%
Secured Transaction Total	2,498	2,682	2,585	-3.4%
Notary Authentications for International Trade	1,494	1,481	1,035	44.3%

New Commerce Supporting Transaction History



Total Active Filings

Filing Transaction Type	Latest Month	Previous Month	12 Months Ago	Change Year Ago
Uniform Commercial Code	173,331	174,047	182,346	-4.9%
Agricultural Liens (EFS, ASL, Grain, Ag produce)	6,491	6,563	6,575	-1.3%
Government Liens (IRS, Revenue, Employment)	16,875	16,994	18,693	-9.7%
Other Liens *	1,494	1,495	1,297	15.2%
Secured Transaction Total	198,191	199,099	208,911	-5.1%
Commissioned Notaries Public	45,511	45,421	44,588	2.1%

* Other Liens include: Transmitting Utility, Hazardous Waste, Manufactured Housing, and Public Finance



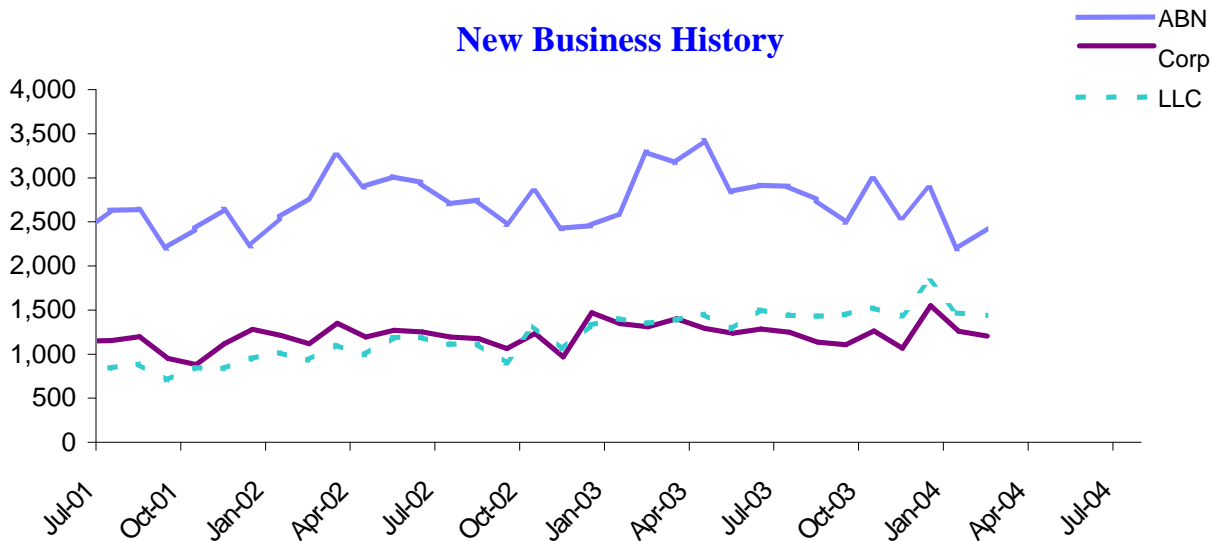
Business Report

Monthly update from Oregon's Secretary of State Bill Bradbury

New Business Applications

Business Type	Latest Month	Previous Month	12 Months Ago	Change Year Ago
New Oregon Corporations (Domestic & Foreign: Business, Nonprofit, Professional)	1,073	1,130	1,178	-8.9%
Assumed Business Names	2,424	2,196	3,292	-26.4%
Limited Liability Companies	1,436	1,467	1,350	6.4%
Limited Liability Partnerships/Limited Partnerships	45	29	40	12.5%
Business Registry Total	4,978	4,822	5,860	-15.1%

New Business History



Total Active Business Filings

Business Type	Latest Month	Previous Month	12 Months Ago	Change Year Ago
Oregon Corporations (Domestic & Foreign: Business, Nonprofit, Professional)	117,386	117,140	113,959	3.0%
Assumed Business Names	149,298	149,796	146,194	2.1%
Limited Liability Companies	54,648	53,706	43,088	26.8%
Limited Liability Partnerships/Limited Partnerships	3,951	3,939	3,861	2.3%
Business Registry Total	325,283	324,581	307,102	5.9%



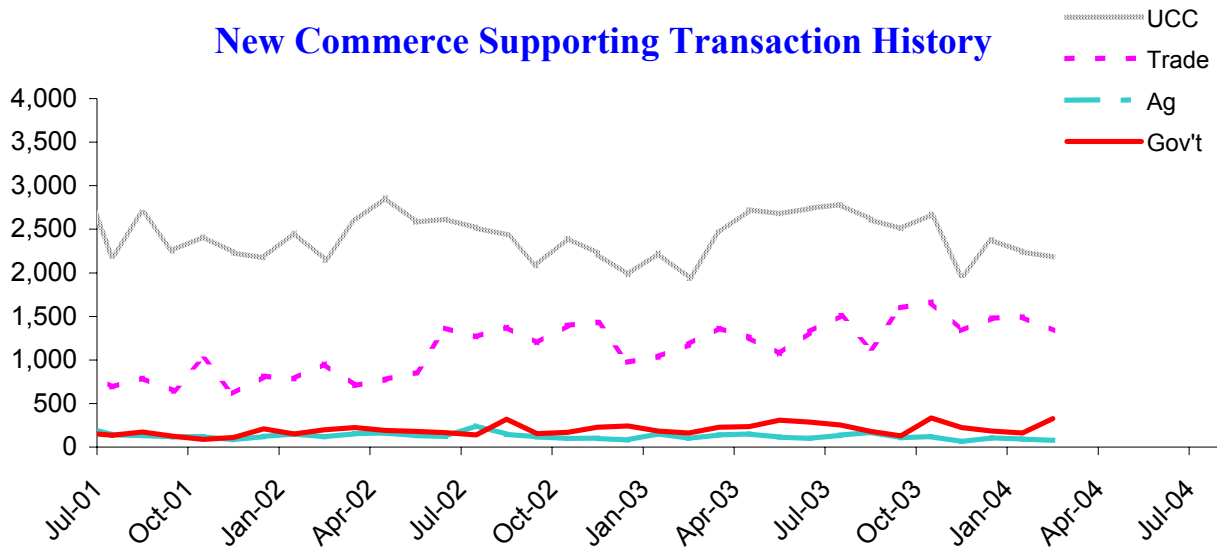
UCC & Notary Report

Monthly update from Oregon's Secretary of State Bill Bradbury

New Commerce Supporting Transactions

Filing Transaction Type	Latest Month	Previous Month	12 Months Ago	Change Year Ago
Uniform Commercial Code	2,182	2,242	1,941	12.4%
Agricultural Liens (EFS, ASL, Grain, Ag produce)	77	93	99	-22.2%
Government Liens (IRS, Revenue, Employment)	328	160	163	101.2%
Other Liens *	6	3	19	-68.4%
Secured Transaction Total	2,593	2,498	2,222	16.7%
Notary Authentications for International Trade	1,336	1,494	1,174	13.8%

New Commerce Supporting Transaction History



Total Active Filings

Filing Transaction Type	Latest Month	Previous Month	12 Months Ago	Change Year Ago
Uniform Commercial Code	172,476	173,331	180,294	-4.3%
Agricultural Liens (EFS, ASL, Grain, Ag produce)	6,548	6,491	6,548	0.0%
Government Liens (IRS, Revenue, Employment)	18,137	16,875	18,137	0.0%
Other Liens *	1,329	1,494	1,329	0.0%
Secured Transaction Total	198,490	198,191	206,308	-3.8%
Commissioned Notaries Public	45,660	45,511	44,713	2.1%

* Other Liens include: Transmitting Utility, Hazardous Waste, Manufactured Housing, and Public Finance



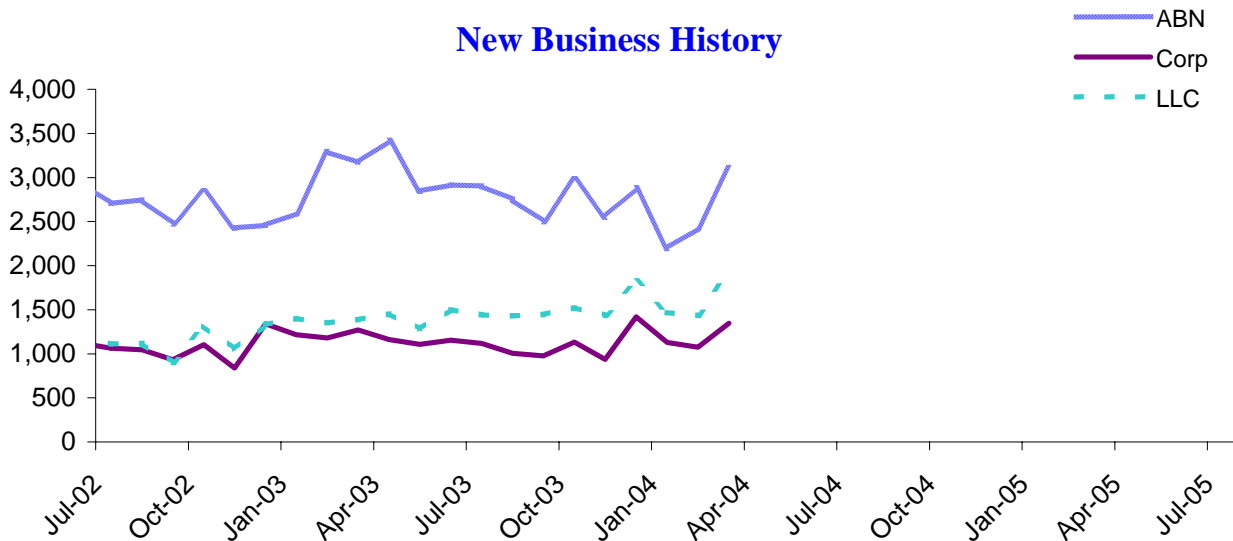
Business Report

Monthly update from Oregon's Secretary of State Bill Bradbury

New Business Applications

Business Type	Latest Month	Previous Month	12 Months Ago	Change Year Ago
New Oregon Corporations (Domestic & Foreign: Business, Nonprofit, Professional)	1,347	1,073	1,272	5.9%
Assumed Business Names	3,109	2,424	3,167	-1.8%
Limited Liability Companies	1,949	1,436	1,388	40.4%
Limited Liability Partnerships/Limited Partnerships	41	45	25	64.0%
Business Registry Total	6,446	4,978	5,852	10.2%

New Business History



Total Active Business Filings

Business Type	Latest Month	Previous Month	12 Months Ago	Change Year Ago
Oregon Corporations (Domestic & Foreign: Business, Nonprofit, Professional)	117,846	117,386	114,488	2.9%
Assumed Business Names	149,449	149,298	146,514	2.0%
Limited Liability Companies	55,936	54,648	44,124	26.8%
Limited Liability Partnerships/Limited Partnerships	3,961	3,951	3,867	2.4%
Business Registry Total	327,192	325,283	308,993	5.9%



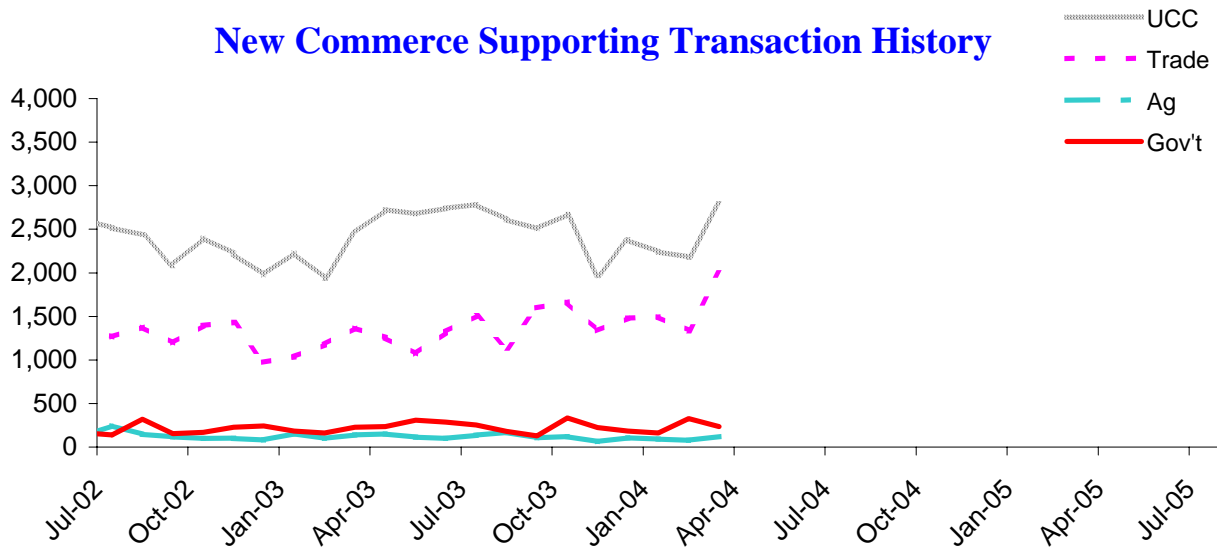
UCC & Notary Report

Monthly update from Oregon's Secretary of State Bill Bradbury

New Commerce Supporting Transactions

Filing Transaction Type	Latest Month	Previous Month	12 Months Ago	Change Year Ago
Uniform Commercial Code	2,793	2,182	2,458	13.6%
Agricultural Liens (EFS, ASL, Grain, Ag produce)	122	77	140	-12.9%
Government Liens (IRS, Revenue, Employment)	235	328	227	3.5%
Other Liens *	18	6	11	63.6%
Secured Transaction Total	3,168	2,593	2,836	11.7%
Notary Authentications for International Trade	2,000	1,336	1,368	46.2%

New Commerce Supporting Transaction History



Total Active Filings

Filing Transaction Type	Latest Month	Previous Month	12 Months Ago	Change Year Ago
Uniform Commercial Code	172,164	172,476	177,762	-3.1%
Agricultural Liens (EFS, ASL, Grain, Ag produce)	6,440	6,450	6,528	-1.3%
Government Liens (IRS, Revenue, Employment)	16,920	16,916	17,886	-5.4%
Other Liens *	1,516	1,499	1,340	13.1%
Secured Transaction Total	197,040	197,341	203,516	-3.2%
Commissioned Notaries Public	45,602	45,660	44,820	1.7%

* Other Liens include: Transmitting Utility, Hazardous Waste, Manufactured Housing, and Public Finance



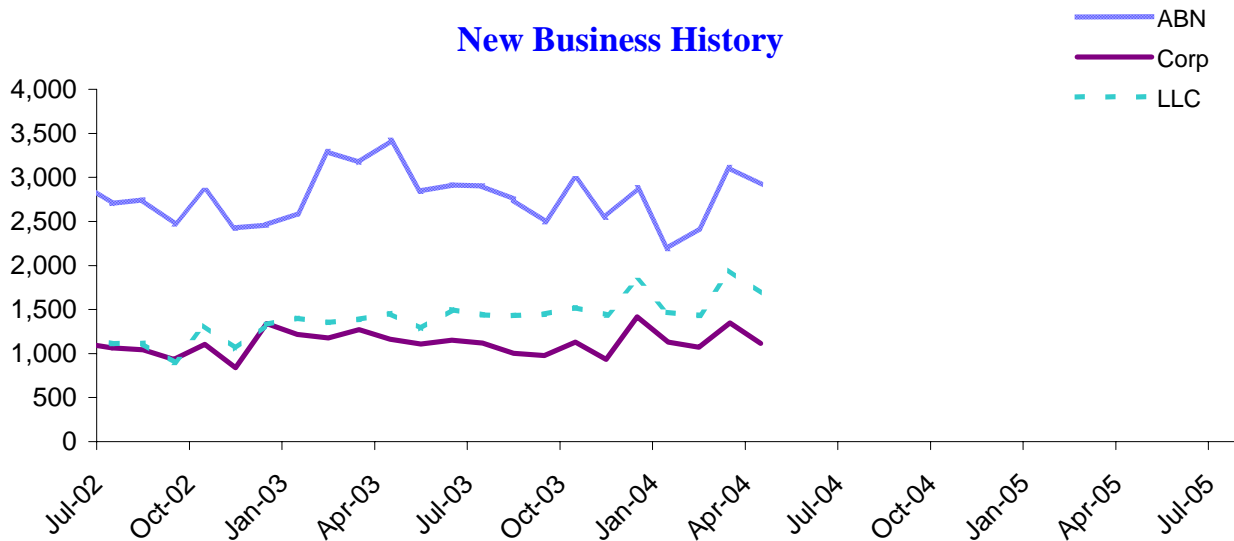
Business Report

Monthly update from Oregon's Secretary of State Bill Bradbury

New Business Applications

Business Type	Latest Month	Previous Month	12 Months Ago	Change Year Ago
New Oregon Corporations (Domestic & Foreign: Business, Nonprofit, Professional)	1,117	1,347	1,162	-3.9%
Assumed Business Names	2,916	3,109	3,418	-14.7%
Limited Liability Companies	1,683	1,949	1,457	15.5%
Limited Liability Partnerships/Limited Partnerships	36	41	33	9.1%
Business Registry Total	5,752	6,446	6,070	-5.2%

New Business History



Total Active Business Filings

Business Type	Latest Month	Previous Month	12 Months Ago	Change Year Ago
Oregon Corporations (Domestic & Foreign: Business, Nonprofit, Professional)	117,702	117,846	114,899	2.4%
Assumed Business Names	148,407	149,449	147,243	0.8%
Limited Liability Companies	56,828	55,936	45,159	25.8%
Limited Liability Partnerships/Limited Partnerships	3,958	3,961	3,958	0.0%
Business Registry Total	326,895	327,192	311,259	5.0%



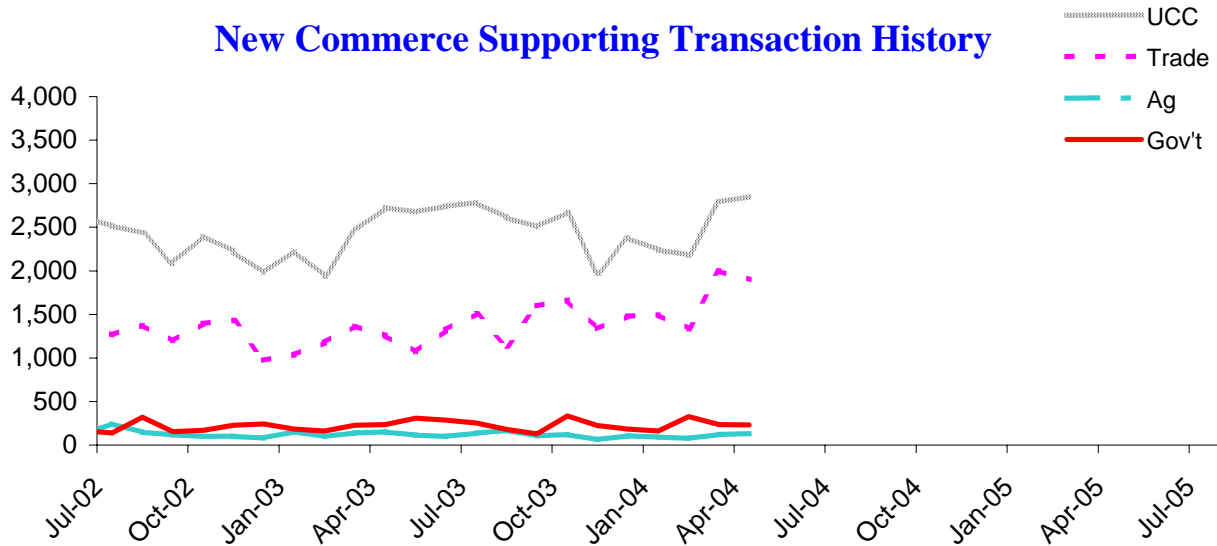
UCC & Notary Report

Monthly update from Oregon's Secretary of State Bill Bradbury

New Commerce Supporting Transactions

Filing Transaction Type	Latest Month	Previous Month	12 Months Ago	Change Year Ago
Uniform Commercial Code	2,852	2,793	2,727	4.6%
Agricultural Liens (EFS, ASL, Grain, Ag produce)	134	122	149	-10.1%
Government Liens (IRS, Revenue, Employment)	232	235	234	-0.9%
Other Liens *	0	18	24	-100.0%
Secured Transaction Total	3,218	3,168	3,134	2.7%
Notary Authentications for International Trade	1,899	2,000	1,255	51.3%

New Commerce Supporting Transaction History



Total Active Filings

Filing Transaction Type	Latest Month	Previous Month	12 Months Ago	Change Year Ago
Uniform Commercial Code	171,778	172,164	177,043	-3.0%
Agricultural Liens (EFS, ASL, Grain, Ag produce)	6,395	6,440	6,545	-2.3%
Government Liens (IRS, Revenue, Employment)	16,795	16,920	17,804	-5.7%
Other Liens *	1,517	1,516	1,362	11.4%
Secured Transaction Total	196,485	197,040	202,754	-3.1%
Commissioned Notaries Public	45,858	45,602	44,933	2.1%

* Other Liens include: Transmitting Utility, Hazardous Waste, Manufactured Housing, and Public Finance



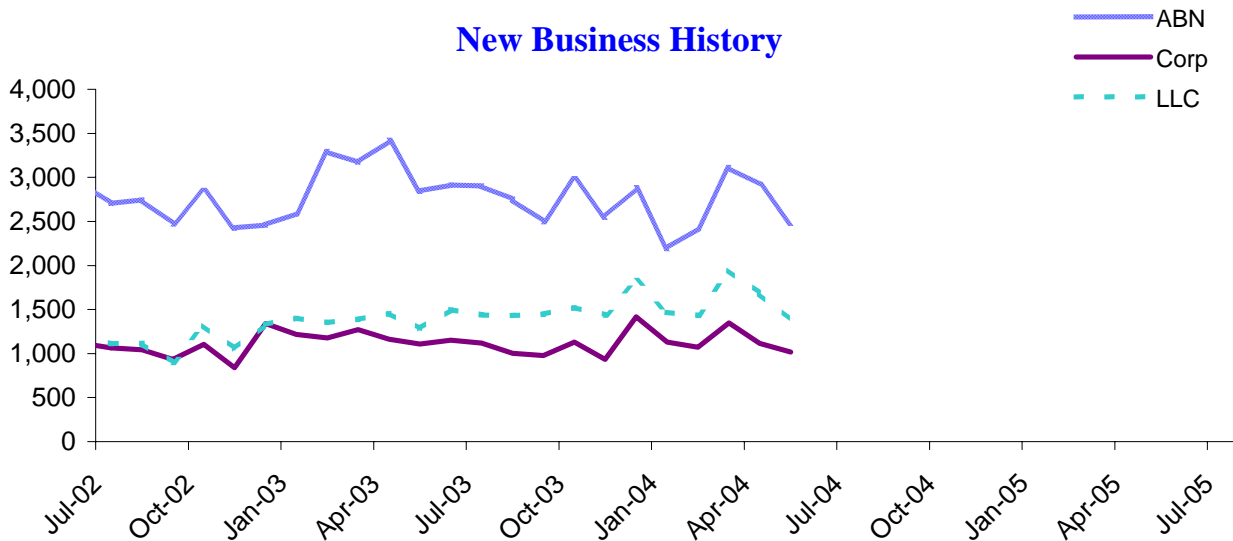
Business Report

Monthly update from Oregon's Secretary of State Bill Bradbury

New Business Applications

Business Type	Latest Month	Previous Month	12 Months Ago	Change Year Ago
New Oregon Corporations (Domestic & Foreign: Business, Nonprofit, Professional)	1,016	1,117	1,108	-8.3%
Assumed Business Names	2,481	2,916	2,844	-12.8%
Limited Liability Companies	1,374	1,683	1,281	7.3%
Limited Liability Partnerships/Limited Partnerships	28	36	22	27.3%
Business Registry Total	4,899	5,752	5,255	-6.8%

New Business History



Total Active Business Filings

Business Type	Latest Month	Previous Month	12 Months Ago	Change Year Ago
Oregon Corporations (Domestic & Foreign: Business, Nonprofit, Professional)	117,697	117,702	114,915	2.4%
Assumed Business Names	147,904	148,407	147,112	0.5%
Limited Liability Companies	57,505	56,828	45,847	25.4%
Limited Liability Partnerships/Limited Partnerships	3,969	3,958	3,866	2.7%
Business Registry Total	327,075	326,895	311,740	4.9%



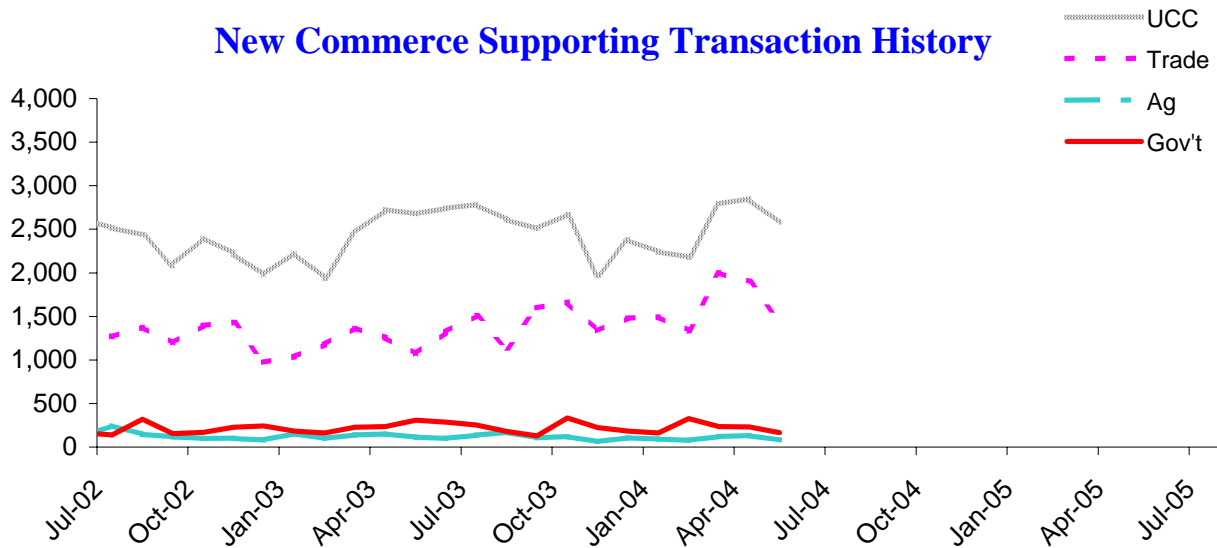
UCC & Notary Report

Monthly update from Oregon's Secretary of State Bill Bradbury

New Commerce Supporting Transactions

Filing Transaction Type	Latest Month	Previous Month	12 Months Ago	Change Year Ago
Uniform Commercial Code	2,573	2,852	2,676	-3.8%
Agricultural Liens (EFS, ASL, Grain, Ag produce)	80	134	113	-29.2%
Government Liens (IRS, Revenue, Employment)	166	232	308	-46.1%
Other Liens *	5	0	10	-50.0%
Secured Transaction Total	2,824	3,218	3,107	-9.1%
Notary Authentications for International Trade	1,449	1,899	1,070	35.4%

New Commerce Supporting Transaction History



Total Active Filings

Filing Transaction Type	Latest Month	Previous Month	12 Months Ago	Change Year Ago
Uniform Commercial Code	171,270	171,778	176,504	-3.0%
Agricultural Liens (EFS, ASL, Grain, Ag produce)	6,363	6,395	6,550	-2.9%
Government Liens (IRS, Revenue, Employment)	16,723	16,795	17,734	-5.7%
Other Liens *	1,522	1,517	1,372	10.9%
Secured Transaction Total	195,878	196,485	202,160	-3.1%
Commissioned Notaries Public	45,982	45,858	44,986	2.2%

* Other Liens include: Transmitting Utility, Hazardous Waste, Manufactured Housing, and Public Finance



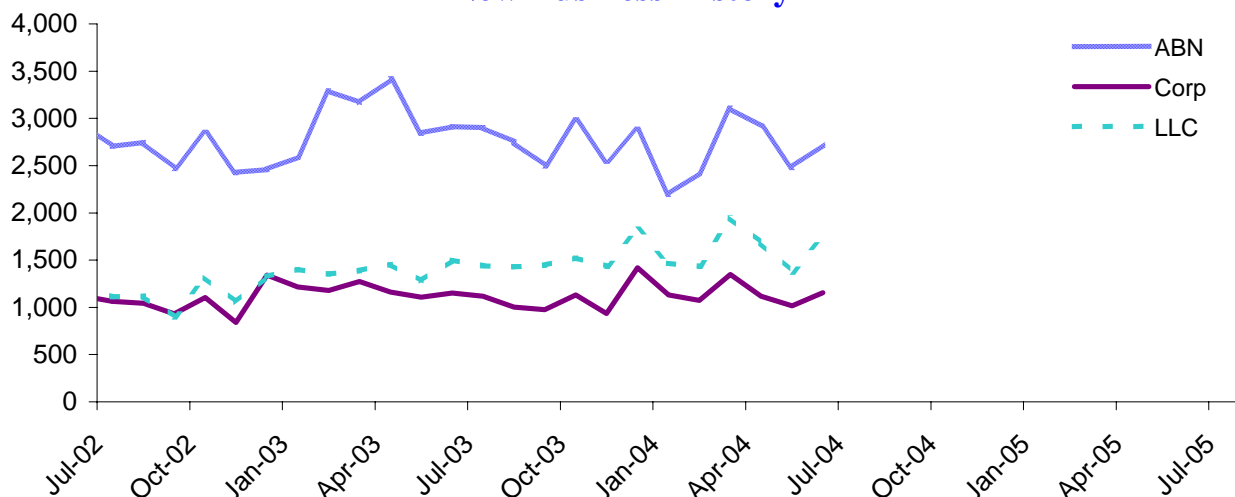
Business Report

Monthly update from Oregon's Secretary of State Bill Bradbury

New Business Applications

Business Type	Latest Month	Previous Month	12 Months Ago	Change Year Ago
New Oregon Corporations (Domestic & Foreign: Business, Nonprofit, Professional)	1,156	1,016	1,153	0.3%
Assumed Business Names	2,723	2,481	2,913	-6.5%
Limited Liability Companies	1,742	1,374	1,502	16.0%
Limited Liability Partnerships/Limited Partnerships	44	28	39	12.8%
Business Registry Total	5,665	4,899	5,607	-12.6%

New Business History



Total Active Business Filings

Business Type	Latest Month	Previous Month	12 Months Ago	Change Year Ago
Oregon Corporations (Domestic & Foreign: Business, Nonprofit, Professional)	117,928	117,697	115,277	2.3%
Assumed Business Names	147,769	147,904	147,768	0.0%
Limited Liability Companies	58,571	57,505	46,911	24.9%
Limited Liability Partnerships/Limited Partnerships	3,980	3,969	3,874	2.7%
Business Registry Total	328,248	327,075	313,830	4.6%



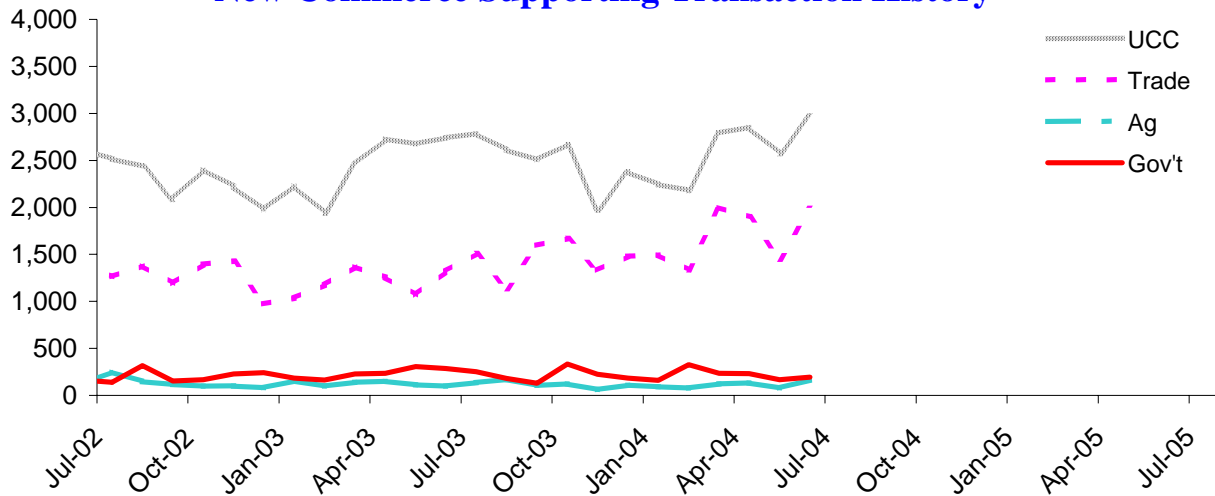
UCC & Notary Report

Monthly update from Oregon's Secretary of State Bill Bradbury

New Commerce Supporting Transactions

Filing Transaction Type	Latest Month	Previous Month	12 Months Ago	Change Year Ago
Uniform Commercial Code	2,971	2,573	2,739	8.5%
Agricultural Liens (EFS, ASL, Grain, Ag produce)	164	80	99	65.7%
Government Liens (IRS, Revenue, Employment)	195	166	287	-32.1%
Other Liens *	2	5	22	-90.9%
Secured Transaction Total	3,332	2,824	3,147	5.9%
Notary Authentications for International Trade	1,989	1,449	1,322	50.5%

New Commerce Supporting Transaction History



Total Active Filings

Filing Transaction Type	Latest Month	Previous Month	12 Months Ago	Change Year Ago
Uniform Commercial Code	171,165	171,270	175,504	-2.5%
Agricultural Liens (EFS, ASL, Grain, Ag produce)	6,426	6,363	6,536	-1.7%
Government Liens (IRS, Revenue, Employment)	16,522	16,723	17,454	-5.3%
Other Liens *	1,521	1,522	1,392	9.3%
Secured Transaction Total	195,634	195,878	200,886	-2.6%
Commissioned Notaries Public	46,050	45,982	45,008	2.3%

* Other Liens include: Transmitting Utility, Hazardous Waste, Manufactured Housing, and Public Finance

July-2004



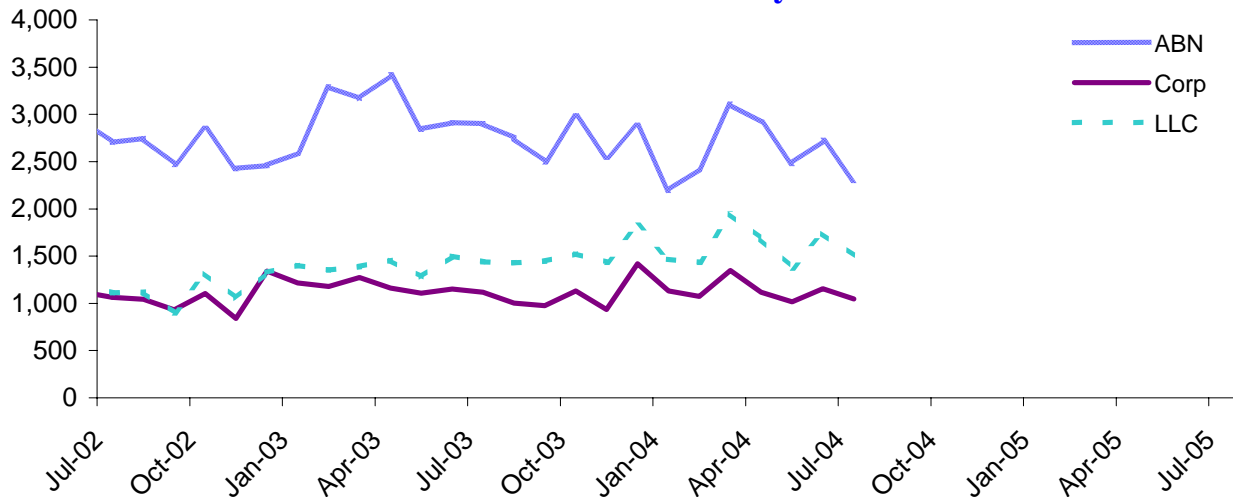
Business Report

Monthly update from Oregon's Secretary of State Bill Bradbury

New Business Applications

Business Type	Latest Month	Previous Month	12 Months Ago	Change Year Ago
New Oregon Corporations (Domestic & Foreign: Business, Nonprofit, Professional)	1,046	1,156	1,118	-6.4%
Assumed Business Names	2,303	2,723	2,902	-20.6%
Limited Liability Companies	1,502	1,742	1,440	4.3%
Limited Liability Partnerships/Limited Partnerships	32	44	36	-11.1%
Business Registry Total	4,883	5,665	5,496	-11.2%

New Business History



Total Active Business Filings

Business Type	Latest Month	Previous Month	12 Months Ago	Change Year Ago
Oregon Corporations (Domestic & Foreign: Business, Nonprofit, Professional)	117,794	117,928	115,671	1.8%
Assumed Business Names	146,882	147,769	147,968	-0.7%
Limited Liability Companies	59,332	58,571	47,859	24.0%
Limited Liability Partnerships/Limited Partnerships	3,986	3,980	3,888	2.5%
Business Registry Total	327,994	328,248	315,386	4.0%



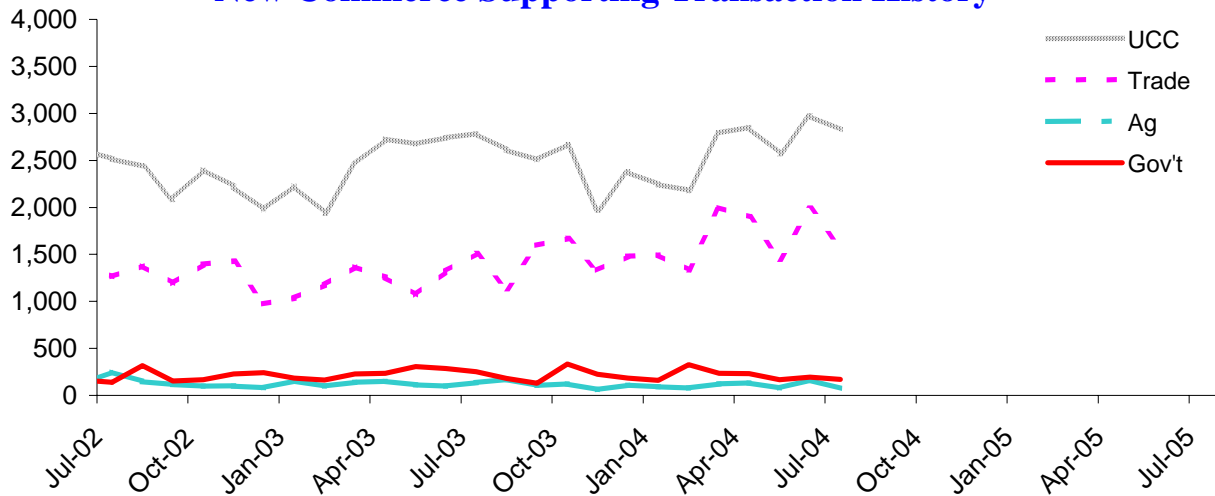
UCC & Notary Report

Monthly update from Oregon's Secretary of State Bill Bradbury

New Commerce Supporting Transactions

Filing Transaction Type	Latest Month	Previous Month	12 Months Ago	Change Year Ago
Uniform Commercial Code	2,825	2,971	2,786	1.4%
Agricultural Liens (EFS, ASL, Grain, Ag produce)	74	164	135	-45.2%
Government Liens (IRS, Revenue, Employment)	169	195	253	-33.2%
Other Liens *	3	2	33	-90.9%
Secured Transaction Total	3,071	3,332	3,207	-4.2%
Notary Authentications for International Trade	1,584	1,989	1,507	5.1%

New Commerce Supporting Transaction History



Total Active Filings

Filing Transaction Type	Latest Month	Previous Month	12 Months Ago	Change Year Ago
Uniform Commercial Code	170,612	171,165	177,117	-3.7%
Agricultural Liens (EFS, ASL, Grain, Ag produce)	6,403	6,426	6,585	-2.8%
Government Liens (IRS, Revenue, Employment)	16,313	16,522	17,689	-7.8%
Other Liens *	1,522	1,521	1,402	8.6%
Secured Transaction Total	194,850	195,634	202,793	-3.9%
Commissioned Notaries Public	46,016	46,050	45,015	2.2%

* Other Liens include: Transmitting Utility, Hazardous Waste, Manufactured Housing, and Public Finance



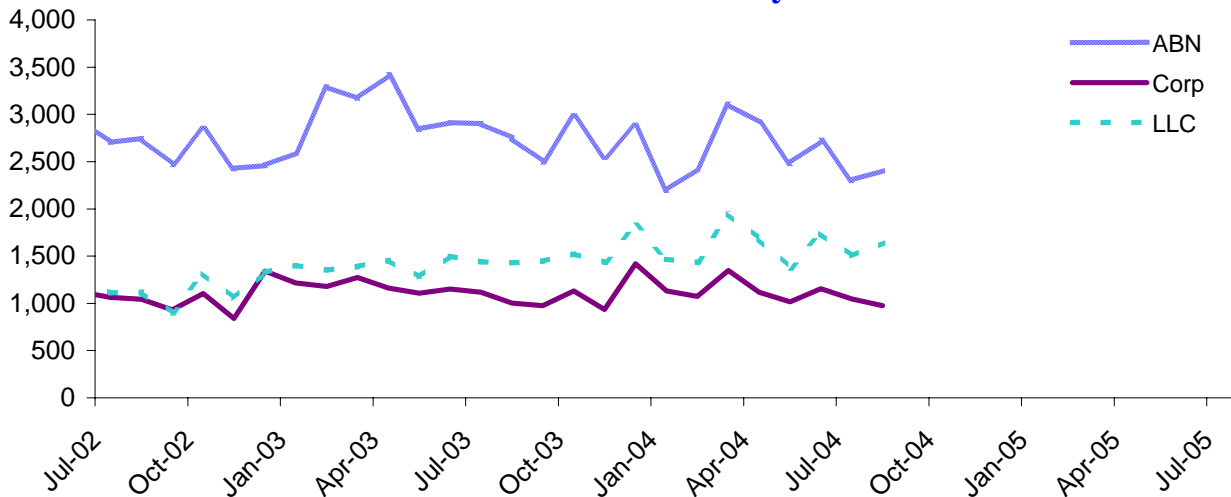
Business Report

Monthly update from Oregon's Secretary of State Bill Bradbury

New Business Applications

Business Type	Latest Month	Previous Month	12 Months Ago	Change Year Ago
New Oregon Corporations (Domestic & Foreign: Business, Nonprofit, Professional)	975	1,046	1,004	-2.9%
Assumed Business Names	2,404	2,303	2,750	-12.6%
Limited Liability Companies	1,638	1,502	1,430	14.5%
Limited Liability Partnerships/Limited Partnerships	46	32	37	24.3%
Business Registry Total	5,063	4,883	5,221	-3.0%

New Business History



Total Active Business Filings

Business Type	Latest Month	Previous Month	12 Months Ago	Change Year Ago
Oregon Corporations (Domestic & Foreign: Business, Nonprofit, Professional)	117,822	117,794	115,696	1.8%
Assumed Business Names	146,565	146,882	148,533	-1.3%
Limited Liability Companies	60,217	59,332	48,657	23.8%
Limited Liability Partnerships/Limited Partnerships	4,003	3,986	3,892	2.9%
Business Registry Total	328,607	327,994	316,778	3.7%



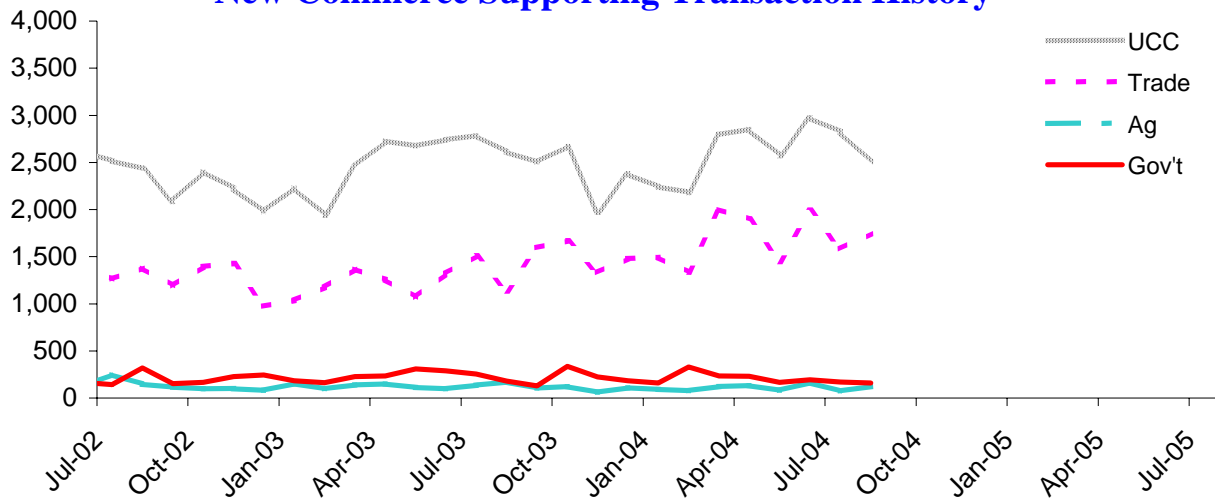
UCC & Notary Report

Monthly update from Oregon's Secretary of State Bill Bradbury

New Commerce Supporting Transactions

Filing Transaction Type	Latest Month	Previous Month	12 Months Ago	Change Year Ago
Uniform Commercial Code	2,506	2,825	2,612	-4.1%
Agricultural Liens (EFS, ASL, Grain, Ag produce)	122	74	170	-28.2%
Government Liens (IRS, Revenue, Employment)	161	169	181	-11.0%
Other Liens *	3	3	21	-85.7%
Secured Transaction Total	2,792	3,071	2,984	-6.4%
Notary Authentications for International Trade	1,747	1,584	1,138	53.5%

New Commerce Supporting Transaction History



Total Active Filings

Filing Transaction Type	Latest Month	Previous Month	12 Months Ago	Change Year Ago
Uniform Commercial Code	170,123	170,612	176,438	-3.6%
Agricultural Liens (EFS, ASL, Grain, Ag produce)	6,425	6,403	6,612	-2.8%
Government Liens (IRS, Revenue, Employment)	16,203	16,313	17,444	-7.1%
Other Liens *	1,523	1,522	1,423	7.0%
Secured Transaction Total	194,274	194,850	201,917	-3.8%
Commissioned Notaries Public	46,032	46,016	45,088	2.1%

* Other Liens include: Transmitting Utility, Hazardous Waste, Manufactured Housing, and Public Finance



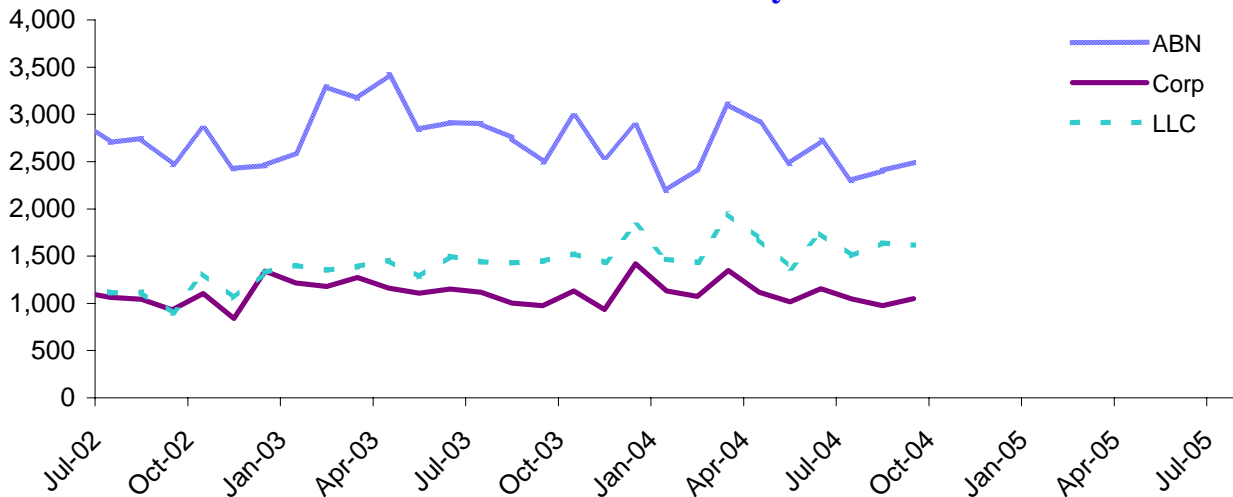
Business Report

Monthly update from Oregon's Secretary of State Bill Bradbury

New Business Applications

Business Type	Latest Month	Previous Month	12 Months Ago	Change Year Ago
New Oregon Corporations (Domestic & Foreign: Business, Nonprofit, Professional)	1,050	975	977	7.5%
Assumed Business Names	2,492	2,404	2,500	-0.3%
Limited Liability Companies	1,614	1,638	1,446	11.6%
Limited Liability Partnerships/Limited Partnerships	43	46	31	38.7%
Business Registry Total	5,199	5,063	4,954	4.9%

New Business History



Total Active Business Filings

Business Type	Latest Month	Previous Month	12 Months Ago	Change Year Ago
Oregon Corporations (Domestic & Foreign: Business, Nonprofit, Professional)	118,101	117,822	115,908	1.9%
Assumed Business Names	146,111	146,565	148,966	-1.9%
Limited Liability Companies	61,281	60,217	49,643	23.4%
Limited Liability Partnerships/Limited Partnerships	4,025	4,003	3,897	3.3%
Business Registry Total	329,518	328,607	318,414	3.5%



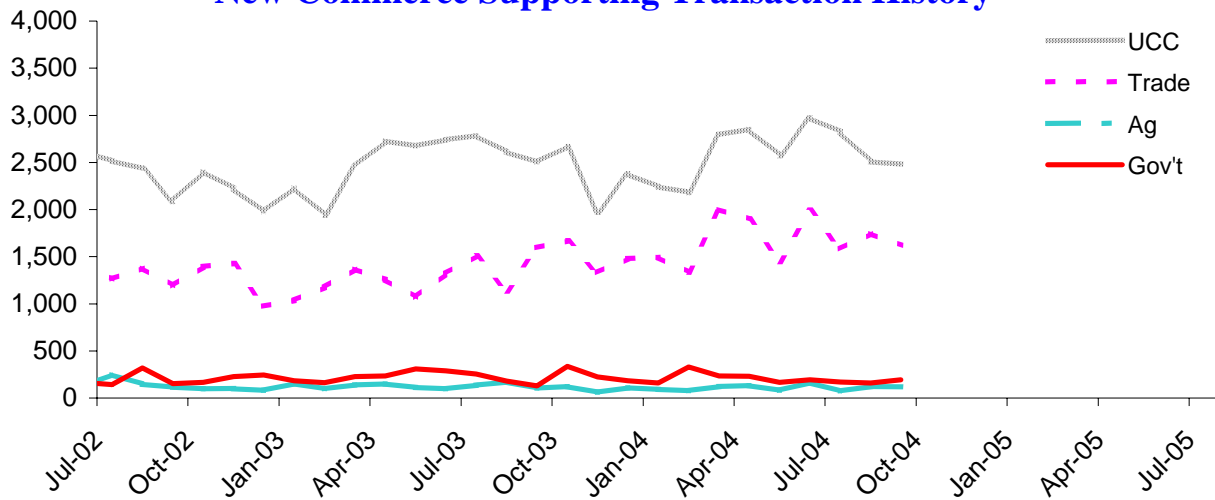
UCC & Notary Report

Monthly update from Oregon's Secretary of State Bill Bradbury

New Commerce Supporting Transactions

Filing Transaction Type	Latest Month	Previous Month	12 Months Ago	Change Year Ago
Uniform Commercial Code	2,483	2,506	2,504	-0.8%
Agricultural Liens (EFS, ASL, Grain, Ag produce)	120	122	106	13.2%
Government Liens (IRS, Revenue, Employment)	194	161	128	51.6%
Other Liens *	22	3	42	-47.6%
Secured Transaction Total	2,819	2,792	2,780	1.4%
Notary Authentications for International Trade	1,621	1,747	1,596	1.6%

New Commerce Supporting Transaction History



Total Active Filings

Filing Transaction Type	Latest Month	Previous Month	12 Months Ago	Change Year Ago
Uniform Commercial Code	169,204	170,123	174,040	-2.8%
Agricultural Liens (EFS, ASL, Grain, Ag produce)	6,419	6,425	6,579	-2.4%
Government Liens (IRS, Revenue, Employment)	16,113	16,203	17,029	-5.4%
Other Liens *	1,532	1,523	1,464	4.6%
Secured Transaction Total	193,268	194,274	199,112	-2.9%
Commissioned Notaries Public	46,099	46,032	45,279	1.8%

* Other Liens include: Transmitting Utility, Hazardous Waste, Manufactured Housing, and Public Finance



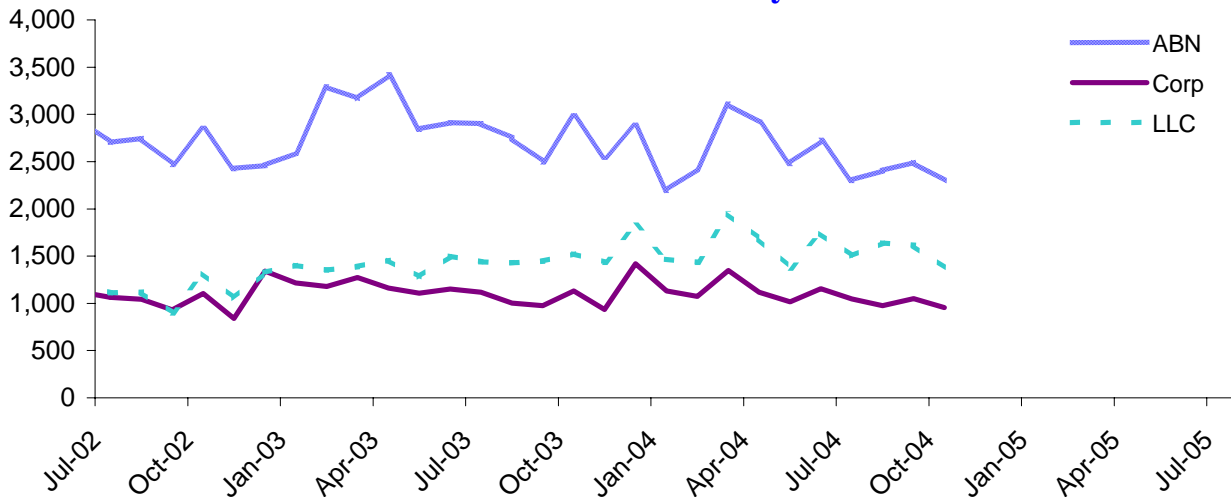
Business Report

Monthly update from Oregon's Secretary of State Bill Bradbury

New Business Applications

Business Type	Latest Month	Previous Month	12 Months Ago	Change Year Ago
New Oregon Corporations (Domestic & Foreign: Business, Nonprofit, Professional)	954	1,050	1,131	-15.6%
Assumed Business Names	2,301	2,492	2,982	-22.8%
Limited Liability Companies	1,374	1,614	1,524	-9.8%
Limited Liability Partnerships/Limited Partnerships	29	43	32	-9.4%
Business Registry Total	4,658	5,199	5,669	-17.8%

New Business History



Total Active Business Filings

Business Type	Latest Month	Previous Month	12 Months Ago	Change Year Ago
Oregon Corporations (Domestic & Foreign: Business, Nonprofit, Professional)	117,919	118,101	116,120	1.5%
Assumed Business Names	145,789	146,111	149,175	-2.3%
Limited Liability Companies	61,852	61,281	50,627	22.2%
Limited Liability Partnerships/Limited Partnerships	4,015	4,025	3,887	3.3%
Business Registry Total	329,575	329,518	319,809	3.1%



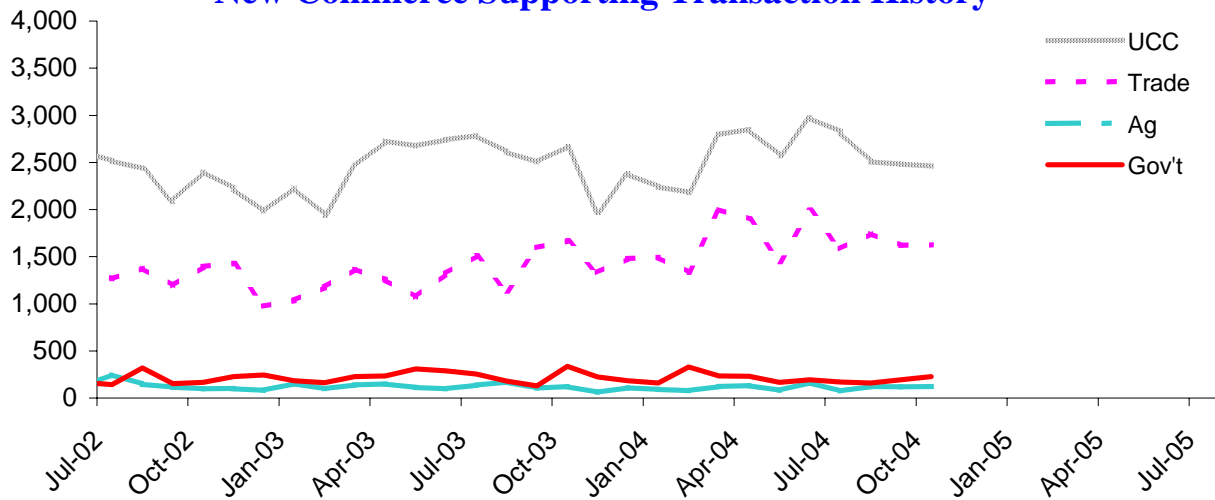
UCC & Notary Report

Monthly update from Oregon's Secretary of State Bill Bradbury

New Commerce Supporting Transactions

Filing Transaction Type	Latest Month	Previous Month	12 Months Ago	Change Year Ago
Uniform Commercial Code	2,463	2,483	2,669	-7.7%
Agricultural Liens (EFS, ASL, Grain, Ag produce)	120	120	121	-0.8%
Government Liens (IRS, Revenue, Employment)	226	194	335	-32.5%
Other Liens *	5	22	20	-75.0%
Secured Transaction Total	2,814	2,819	3,145	-10.5%
Notary Authentications for International Trade	1,623	1,621	1,667	-2.6%

New Commerce Supporting Transaction History



Total Active Filings

Filing Transaction Type	Latest Month	Previous Month	12 Months Ago	Change Year Ago
Uniform Commercial Code	168,847	169,204	175,580	-3.8%
Agricultural Liens (EFS, ASL, Grain, Ag produce)	6,382	6,419	6,652	-4.1%
Government Liens (IRS, Revenue, Employment)	16,086	16,113	17,231	-6.6%
Other Liens *	1,530	1,532	1,463	4.6%
Secured Transaction Total	192,845	193,268	200,926	-4.0%
Commissioned Notaries Public	46,201	46,099	45,336	1.9%

* Other Liens include: Transmitting Utility, Hazardous Waste, Manufactured Housing, and Public Finance



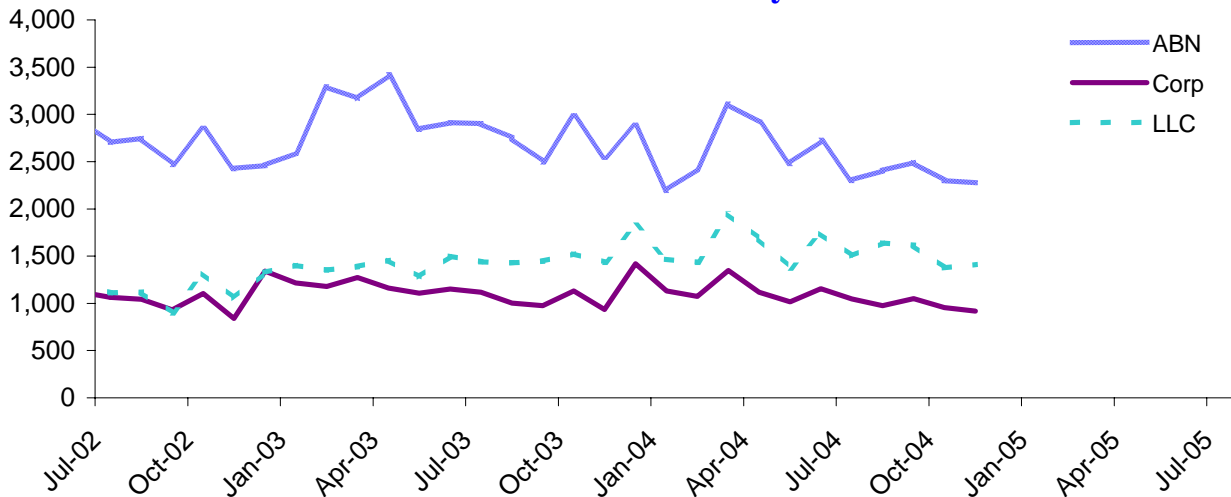
Business Report

Monthly update from Oregon's Secretary of State Bill Bradbury

New Business Applications

Business Type	Latest Month	Previous Month	12 Months Ago	Change Year Ago
New Oregon Corporations (Domestic & Foreign: Business, Nonprofit, Professional)	917	954	935	-1.9%
Assumed Business Names	2,276	2,301	2,551	-10.8%
Limited Liability Companies	1,414	1,374	1,437	-1.6%
Limited Liability Partnerships/Limited Partnerships	27	29	39	-30.8%
Business Registry Total	4,634	4,658	4,962	-6.6%

New Business History



Total Active Business Filings

Business Type	Latest Month	Previous Month	12 Months Ago	Change Year Ago
Oregon Corporations (Domestic & Foreign: Business, Nonprofit, Professional)	118,027	117,919	116,346	1.4%
Assumed Business Names	145,781	145,789	149,778	-2.7%
Limited Liability Companies	62,541	61,852	51,582	21.2%
Limited Liability Partnerships/Limited Partnerships	4,009	4,015	3,913	2.5%
Business Registry Total	330,358	329,575	321,619	2.7%



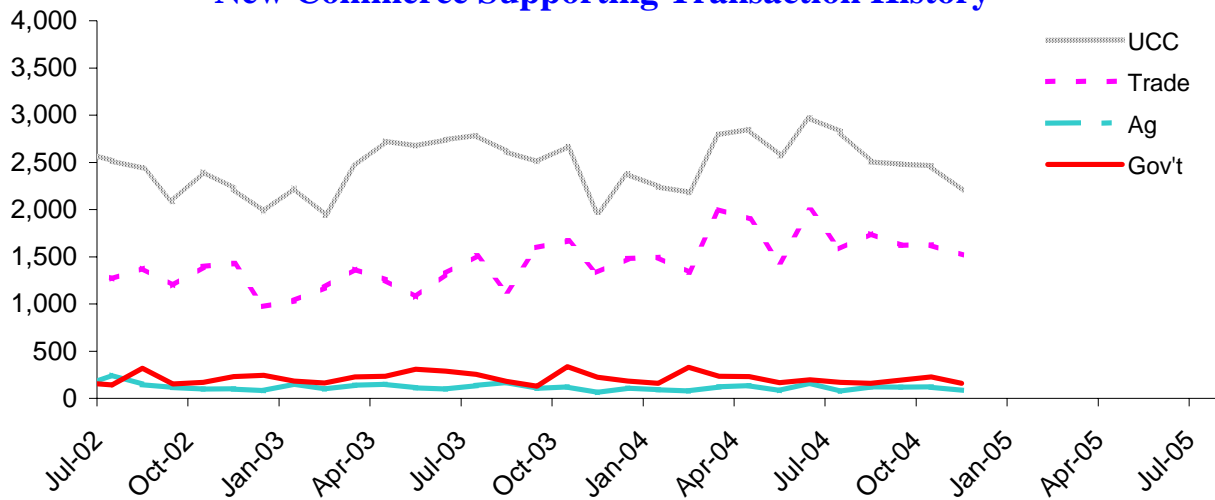
UCC & Notary Report

Monthly update from Oregon's Secretary of State Bill Bradbury

New Commerce Supporting Transactions

Filing Transaction Type	Latest Month	Previous Month	12 Months Ago	Change Year Ago
Uniform Commercial Code	2,202	2,463	1,974	11.6%
Agricultural Liens (EFS, ASL, Grain, Ag produce)	85	120	61	39.3%
Government Liens (IRS, Revenue, Employment)	161	226	224	-28.1%
Other Liens *	4	5	22	-81.8%
Secured Transaction Total	2,452	2,814	2,281	7.5%
Notary Authentications for International Trade	1,519	1,623	1,332	14.0%

New Commerce Supporting Transaction History



Total Active Filings

Filing Transaction Type	Latest Month	Previous Month	12 Months Ago	Change Year Ago
Uniform Commercial Code	167,838	168,847	174,725	-3.9%
Agricultural Liens (EFS, ASL, Grain, Ag produce)	6,321	6,382	6,562	-3.7%
Government Liens (IRS, Revenue, Employment)	15,899	16,086	17,077	-6.9%
Other Liens *	1,530	1,530	1,484	3.1%
Secured Transaction Total	191,588	192,845	199,848	-4.1%
Commissioned Notaries Public	46,229	46,201	45,314	2.0%

* Other Liens include: Transmitting Utility, Hazardous Waste, Manufactured Housing, and Public Finance



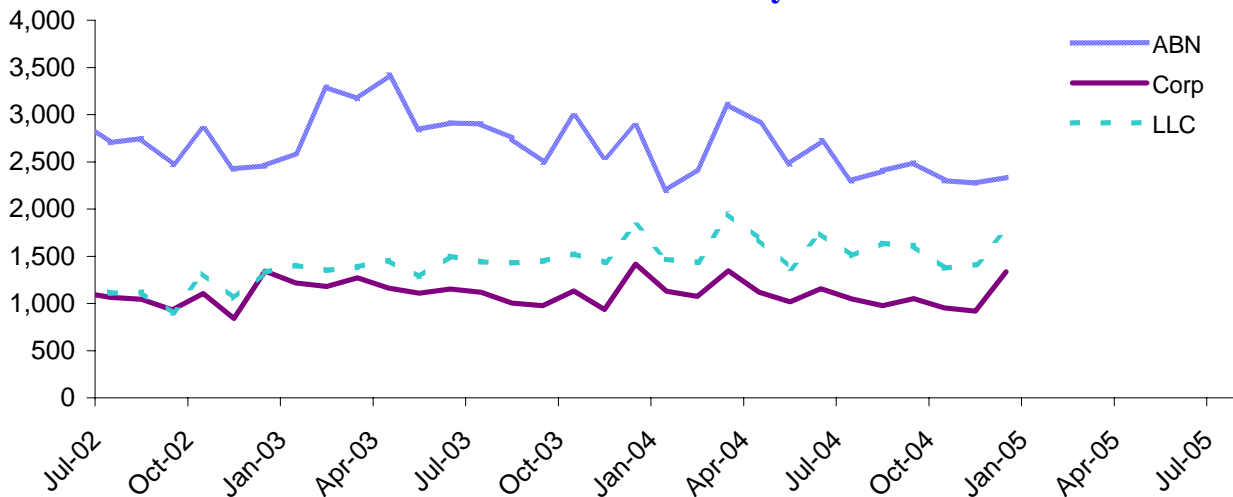
Business Report

Monthly update from Oregon's Secretary of State Bill Bradbury

New Business Applications

Business Type	Latest Month	Previous Month	12 Months Ago	Change Year Ago
New Oregon Corporations (Domestic & Foreign: Business, Nonprofit, Professional)	1,336	917	1,418	-5.8%
Assumed Business Names	2,336	2,276	2,882	-18.9%
Limited Liability Companies	1,765	1,414	1,826	-3.3%
Limited Liability Partnerships/Limited Partnerships	48	27	68	-29.4%
Business Registry Total	5,485	4,634	6,194	-11.4%

New Business History



Total Active Business Filings

Business Type	Latest Month	Previous Month	12 Months Ago	Change Year Ago
Oregon Corporations (Domestic & Foreign: Business, Nonprofit, Professional)	118,147	118,027	117,008	1.0%
Assumed Business Names	145,317	145,781	149,836	-3.0%
Limited Liability Companies	63,293	62,541	52,839	19.8%
Limited Liability Partnerships/Limited Partnerships	3,999	4,009	3,946	1.3%
Business Registry Total	330,756	330,358	323,629	2.2%



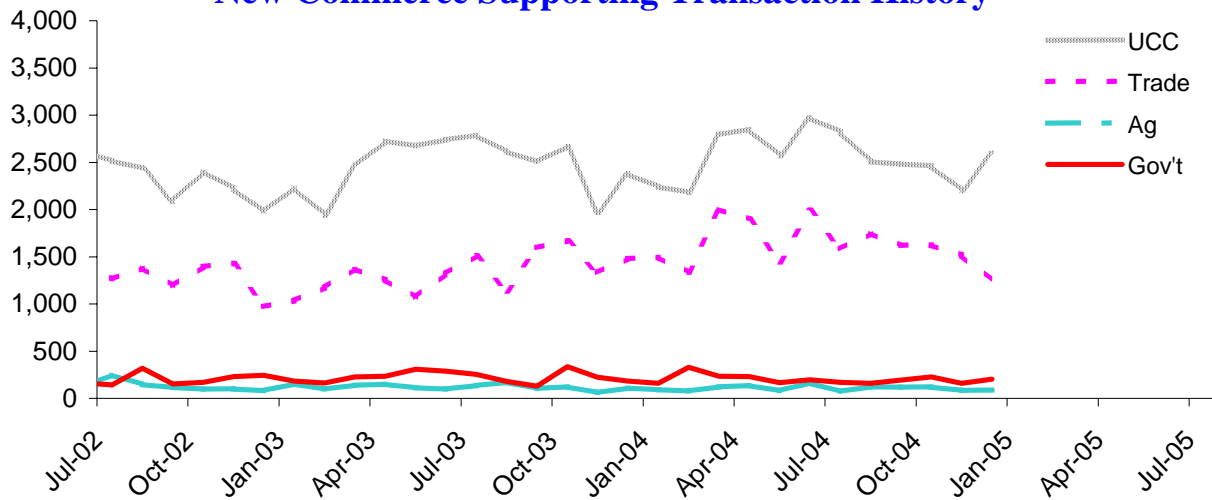
UCC & Notary Report

Monthly update from Oregon's Secretary of State Bill Bradbury

New Commerce Supporting Transactions

Filing Transaction Type	Latest Month	Previous Month	12 Months Ago	Change Year Ago
Uniform Commercial Code	2,592	2,202	2,376	9.1%
Agricultural Liens (EFS, ASL, Grain, Ag produce)	88	85	108	-18.5%
Government Liens (IRS, Revenue, Employment)	204	161	184	10.9%
Other Liens *	6	4	14	-57.1%
Secured Transaction Total	2,890	2,452	2,682	7.8%
Notary Authentications for International Trade	1,246	1,519	1,481	-15.9%

New Commerce Supporting Transaction History



Total Active Filings

Filing Transaction Type	Latest Month	Previous Month	12 Months Ago	Change Year Ago
Uniform Commercial Code	167,424	167,838	174,047	-3.8%
Agricultural Liens (EFS, ASL, Grain, Ag produce)	6,307	6,321	6,563	-3.9%
Government Liens (IRS, Revenue, Employment)	15,792	15,899	16,994	-7.1%
Other Liens *	1,534	1,530	1,495	2.6%
Secured Transaction Total	191,057	191,588	199,099	-4.0%
Commissioned Notaries Public	46,274	46,229	45,421	1.9%

* Other Liens include: Transmitting Utility, Hazardous Waste, Manufactured Housing, and Public Finance