



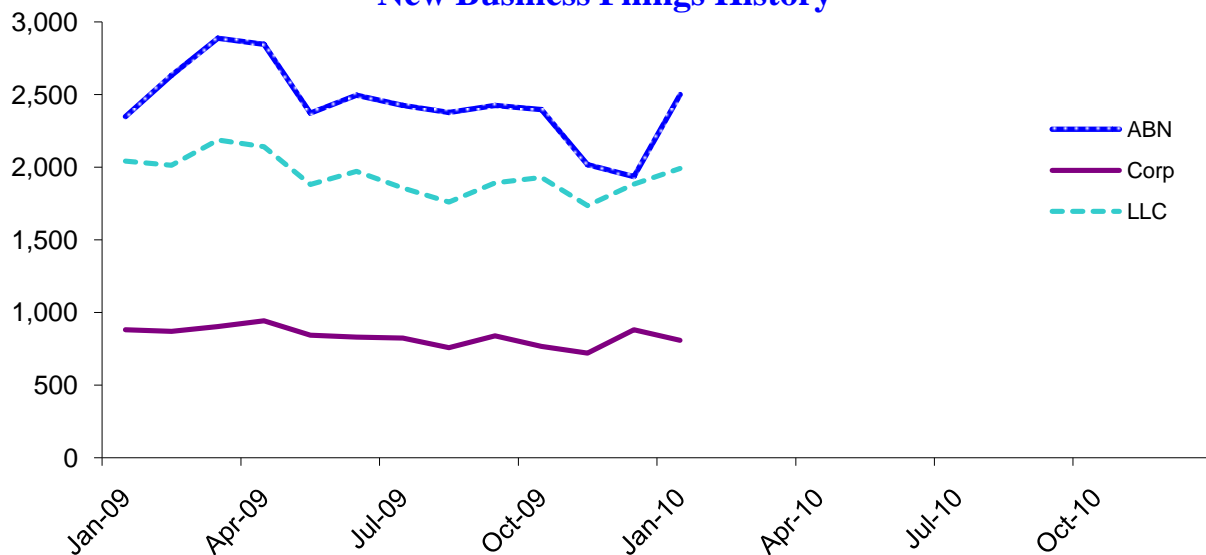
Business Report

Monthly update from Oregon's Secretary of State Kate Brown

New Business Applications

Business Type	Latest Month	Previous Month	12 Months Ago	Change Year Ago
New Oregon Corporations (Domestic & Foreign: Business, Nonprofit, Professional)	808	881	880	-8.2%
Assumed Business Names	2,500	1,935	2,348	6.5%
Limited Liability Companies	1,991	1,882	2,041	-2.4%
Limited Liability Partnerships/Limited Partnerships	18	23	15	20.0%
Business Registry Total	5,317	4,721	5,284	0.6%

New Business Filings History



Total Active Business Filings

Business Type	Latest Month	Previous Month	12 Months Ago	Change Year Ago
Oregon Corporations (Domestic & Foreign: Business, Nonprofit, Professional)	122,695	122,703	124,494	-1.4%
Assumed Business Names	140,188	140,044	144,275	-2.8%
Limited Liability Companies	116,163	115,338	111,121	4.5%
Limited Liability Partnerships/Limited Partnerships	3,694	3,691	3,796	-2.7%
Business Registry Total	382,740	381,776	383,686	-0.2%



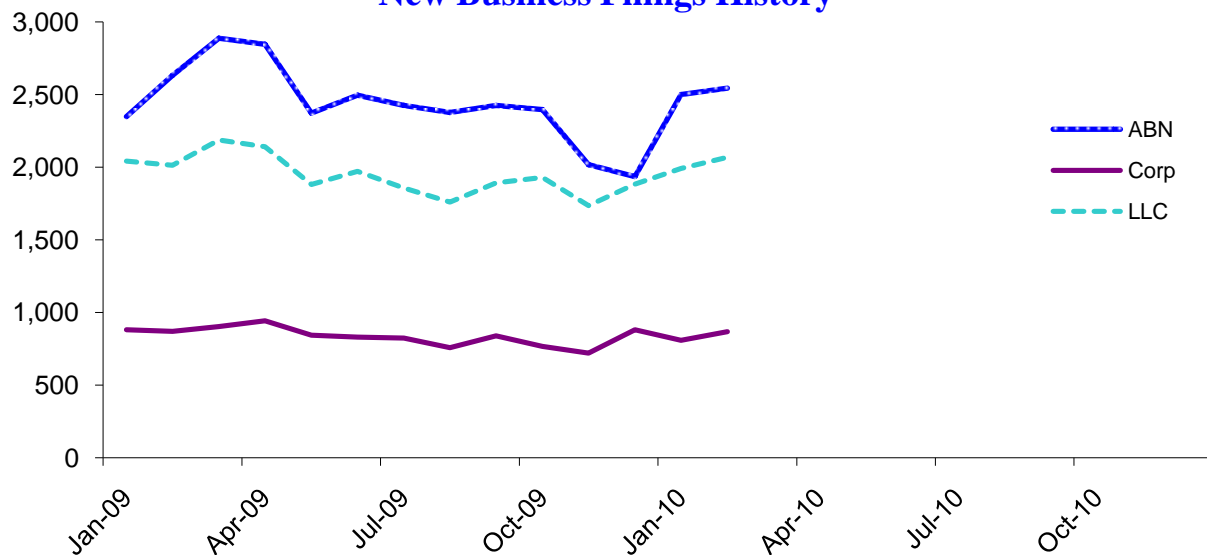
Business Report

Monthly update from Oregon's Secretary of State Kate Brown

New Business Applications

Business Type	Latest Month	Previous Month	12 Months Ago	Change Year Ago
New Oregon Corporations (Domestic & Foreign: Business, Nonprofit, Professional)	867	808	871	-0.5%
Assumed Business Names	2,543	2,500	2,631	-3.3%
Limited Liability Companies	2,068	1,991	2,013	2.7%
Limited Liability Partnerships/Limited Partnerships	18	18	18	0.0%
Business Registry Total	5,496	5,317	5,533	-0.7%

New Business Filings History



Total Active Business Filings

Business Type	Latest Month	Previous Month	12 Months Ago	Change Year Ago
Oregon Corporations (Domestic & Foreign: Business, Nonprofit, Professional)	122,660	122,695	124,355	-1.4%
Assumed Business Names	140,039	140,188	144,008	-2.8%
Limited Liability Companies	117,087	116,163	111,752	4.8%
Limited Liability Partnerships/Limited Partnerships	3,669	3,694	3,764	-2.5%
Business Registry Total	383,455	382,740	383,879	-0.1%



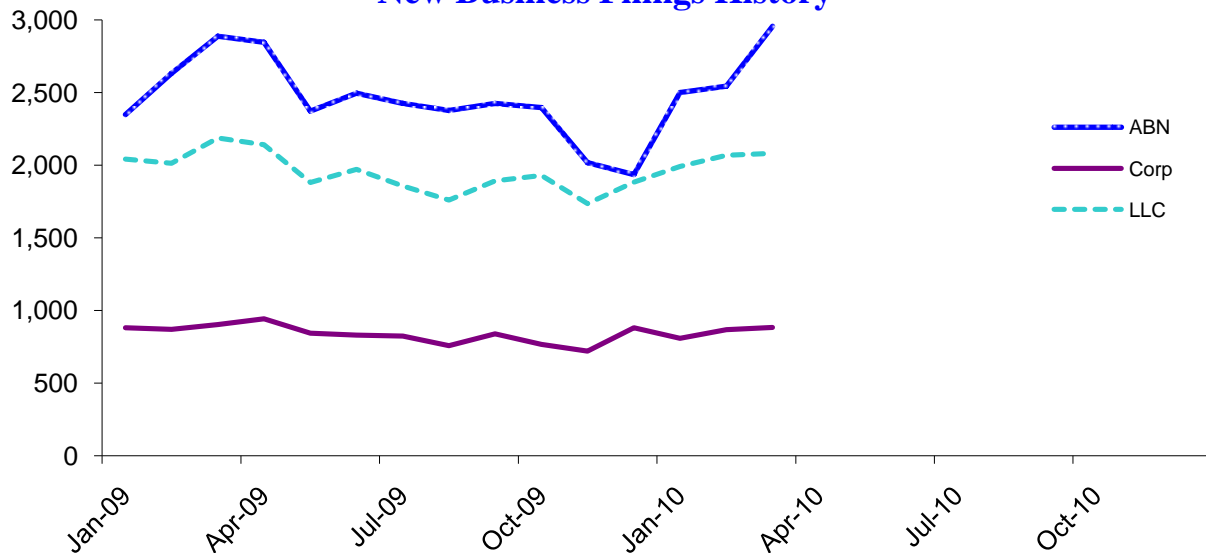
Business Report

Monthly update from Oregon's Secretary of State Kate Brown

New Business Applications

Business Type	Latest Month	Previous Month	12 Months Ago	Change Year Ago
New Oregon Corporations (Domestic & Foreign: Business, Nonprofit, Professional)	884	867	902	-2.0%
Assumed Business Names	2,955	2,543	2,887	2.4%
Limited Liability Companies	2,082	2,068	2,187	-4.8%
Limited Liability Partnerships/Limited Partnerships	22	18	16	37.5%
Business Registry Total	5,943	5,496	5,992	-0.8%

New Business Filings History



Total Active Business Filings

Business Type	Latest Month	Previous Month	12 Months Ago	Change Year Ago
Oregon Corporations (Domestic & Foreign: Business, Nonprofit, Professional)	122,627	122,660	124,276	-1.3%
Assumed Business Names	140,244	140,039	143,994	-2.6%
Limited Liability Companies	117,735	117,087	112,442	4.7%
Limited Liability Partnerships/Limited Partnerships	3,669	3,669	3,761	-2.4%
Business Registry Total	384,275	383,455	384,473	-0.1%



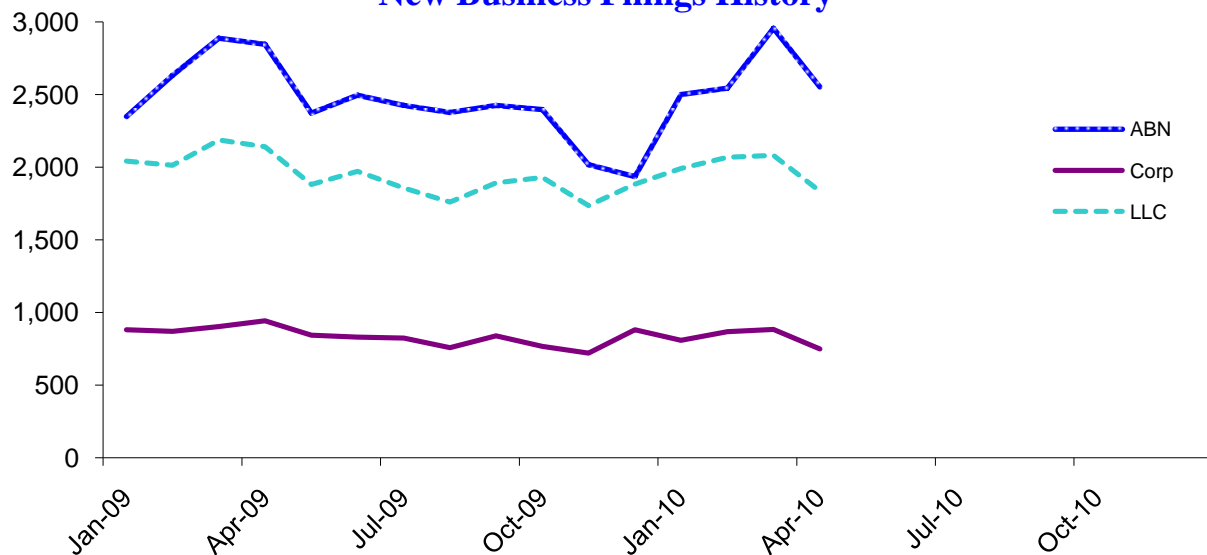
Business Report

Monthly update from Oregon's Secretary of State Kate Brown

New Business Applications

Business Type	Latest Month	Previous Month	12 Months Ago	Change Year Ago
New Oregon Corporations (Domestic & Foreign: Business, Nonprofit, Professional)	749	884	942	-20.5%
Assumed Business Names	2,552	2,955	2,846	-10.3%
Limited Liability Companies	1,835	2,082	2,140	-14.3%
Limited Liability Partnerships/Limited Partnerships	13	22	21	-38.1%
Business Registry Total	5,149	5,943	5,949	-13.4%

New Business Filings History



Total Active Business Filings

Business Type	Latest Month	Previous Month	12 Months Ago	Change Year Ago
Oregon Corporations (Domestic & Foreign: Business, Nonprofit, Professional)	122,039	122,627	124,355	-1.9%
Assumed Business Names	139,343	140,244	143,122	-2.6%
Limited Liability Companies	117,636	117,735	113,117	4.0%
Limited Liability Partnerships/Limited Partnerships	3,654	3,669	3,739	-2.3%
Business Registry Total	382,672	384,275	384,333	-0.4%



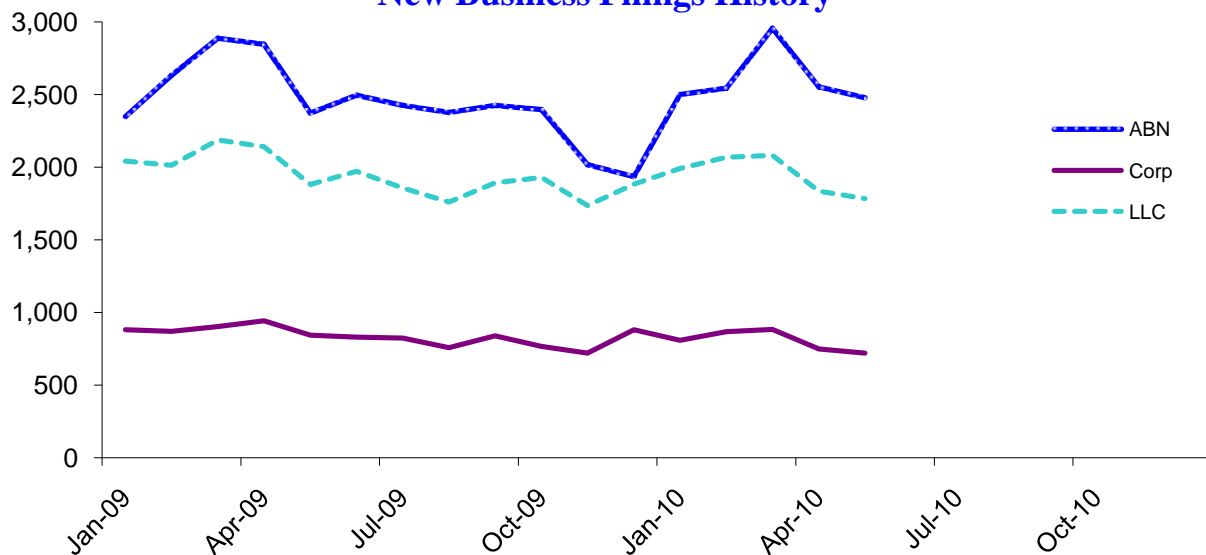
Business Report

Monthly update from Oregon's Secretary of State Kate Brown

New Business Applications

Business Type	Latest Month	Previous Month	12 Months Ago	Change Year Ago
New Oregon Corporations (Domestic & Foreign: Business, Nonprofit, Professional)	721	749	844	-14.6%
Assumed Business Names	2,477	2,552	2,373	4.4%
Limited Liability Companies	1,783	1,835	1,880	-5.2%
Limited Liability Partnerships/Limited Partnerships	12	13	12	0.0%
Business Registry Total	4,993	5,149	5,109	-2.3%

New Business Filings History



Total Active Business Filings

Business Type	Latest Month	Previous Month	12 Months Ago	Change Year Ago
Oregon Corporations (Domestic & Foreign: Business, Nonprofit, Professional)	121,836	122,039	123,878	-1.6%
Assumed Business Names	139,301	139,343	142,658	-2.4%
Limited Liability Companies	117,914	117,636	112,828	4.5%
Limited Liability Partnerships/Limited Partnerships	3,646	3,654	3,733	-2.3%
Business Registry Total	382,697	382,672	383,097	-0.1%



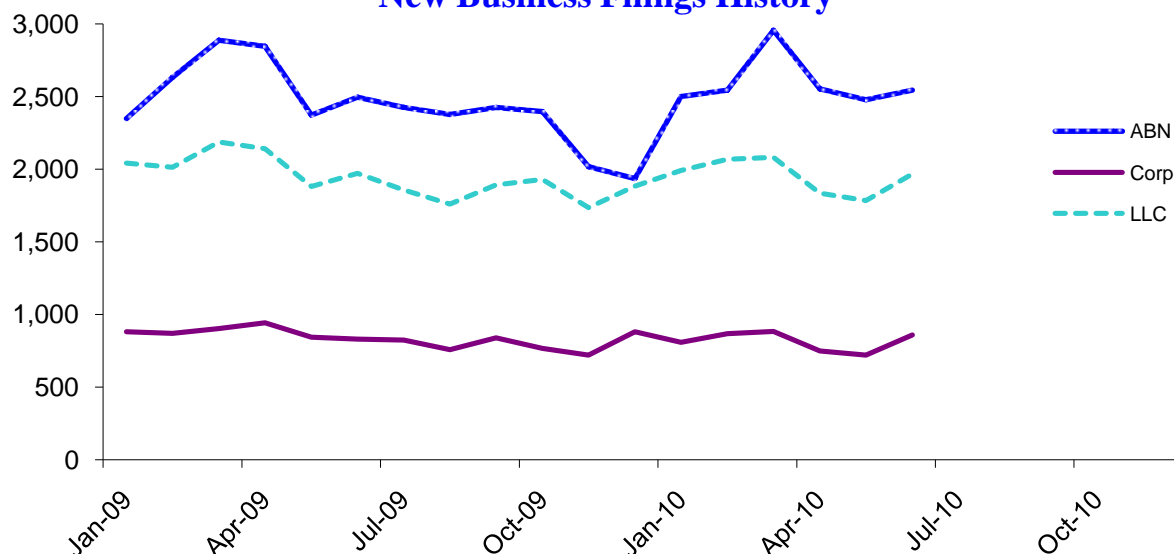
Business Report

Monthly update from Oregon's Secretary of State Kate Brown

New Business Applications

Business Type	Latest Month	Previous Month	12 Months Ago	Change Year Ago
New Oregon Corporations (Domestic & Foreign: Business, Nonprofit, Professional)	860	721	831	3.5%
Assumed Business Names	2,544	2,477	2,496	1.9%
Limited Liability Companies	1,967	1,783	1,972	-0.3%
Limited Liability Partnerships/Limited Partnerships	16	12	14	14.3%
Business Registry Total	5,387	4,993	5,313	1.4%

New Business Filings History



Total Active Business Filings

Business Type	Latest Month	Previous Month	12 Months Ago	Change Year Ago
Oregon Corporations (Domestic & Foreign: Business, Nonprofit, Professional)	121,686	121,836	123,914	-1.8%
Assumed Business Names	139,527	139,301	142,443	-2.0%
Limited Liability Companies	118,184	117,914	113,281	4.3%
Limited Liability Partnerships/Limited Partnerships	3,642	3,646	3,734	-2.5%
Business Registry Total	383,039	382,697	383,372	-0.1%



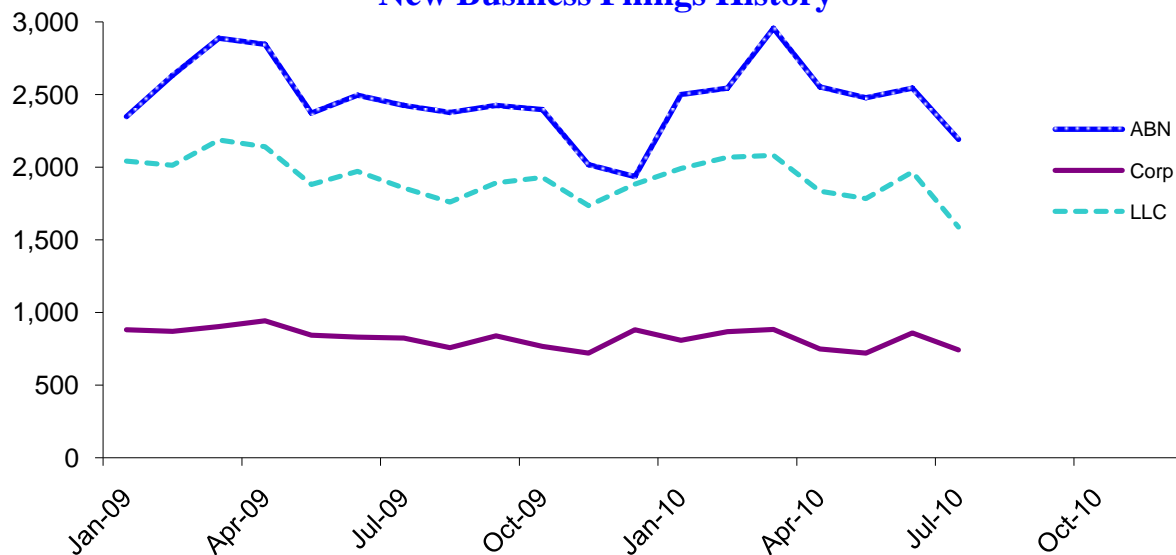
Business Report

Monthly update from Oregon's Secretary of State Kate Brown

New Business Applications

Business Type	Latest Month	Previous Month	12 Months Ago	Change Year Ago
New Oregon Corporations (Domestic & Foreign: Business, Nonprofit, Professional)	743	860	824	-9.8%
Assumed Business Names	2,192	2,544	2,424	-9.6%
Limited Liability Companies	1,588	1,967	1,856	-14.4%
Limited Liability Partnerships/Limited Partnerships	19	16	13	46.2%
Business Registry Total	4,542	5,387	5,117	-11.2%

New Business Filings History



Total Active Business Filings

Business Type	Latest Month	Previous Month	12 Months Ago	Change Year Ago
Oregon Corporations (Domestic & Foreign: Business, Nonprofit, Professional)	121,236	121,686	123,589	-1.9%
Assumed Business Names	138,855	139,527	141,885	-2.1%
Limited Liability Companies	117,800	118,184	113,410	3.9%
Limited Liability Partnerships/Limited Partnerships	3,625	3,642	3,721	-2.6%
Business Registry Total	381,516	383,039	382,605	-0.3%



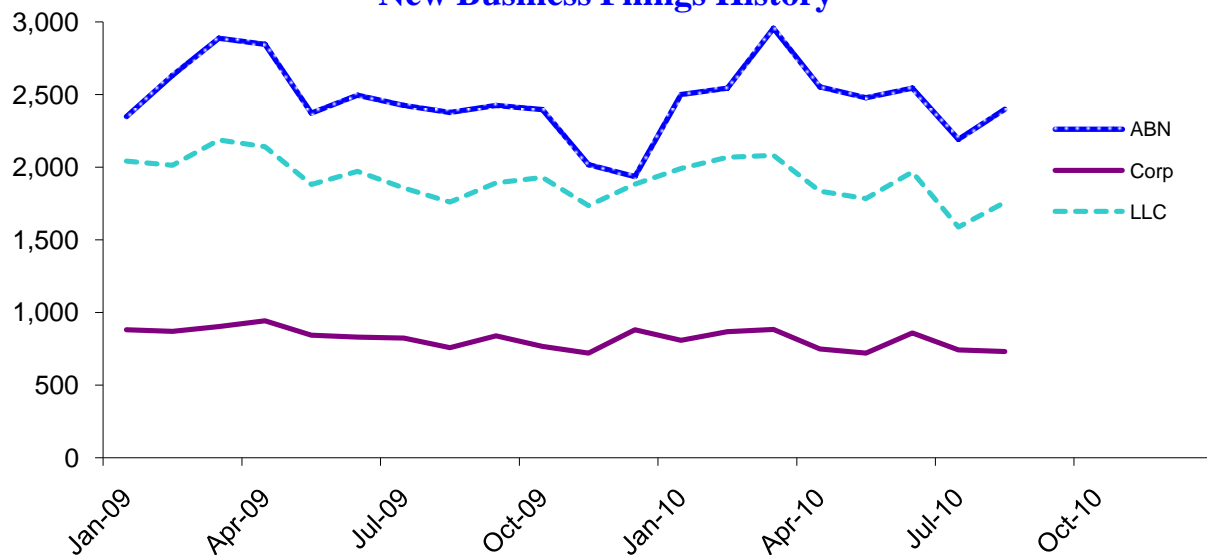
Business Report

Monthly update from Oregon's Secretary of State Kate Brown

New Business Applications

Business Type	Latest Month	Previous Month	12 Months Ago	Change Year Ago
New Oregon Corporations (Domestic & Foreign: Business, Nonprofit, Professional)	731	743	758	-3.6%
Assumed Business Names	2,398	2,192	2,377	0.9%
Limited Liability Companies	1,757	1,588	1,760	-0.2%
Limited Liability Partnerships/Limited Partnerships	19	19	16	18.8%
Business Registry Total	4,905	4,542	4,911	-0.1%

New Business Filings History



Total Active Business Filings

Business Type	Latest Month	Previous Month	12 Months Ago	Change Year Ago
Oregon Corporations (Domestic & Foreign: Business, Nonprofit, Professional)	120,978	121,236	123,442	-2.0%
Assumed Business Names	139,023	138,855	141,740	-1.9%
Limited Liability Companies	117,948	117,800	113,647	3.8%
Limited Liability Partnerships/Limited Partnerships	3,619	3,625	3,721	-2.7%
Business Registry Total	381,568	381,516	382,550	-0.3%



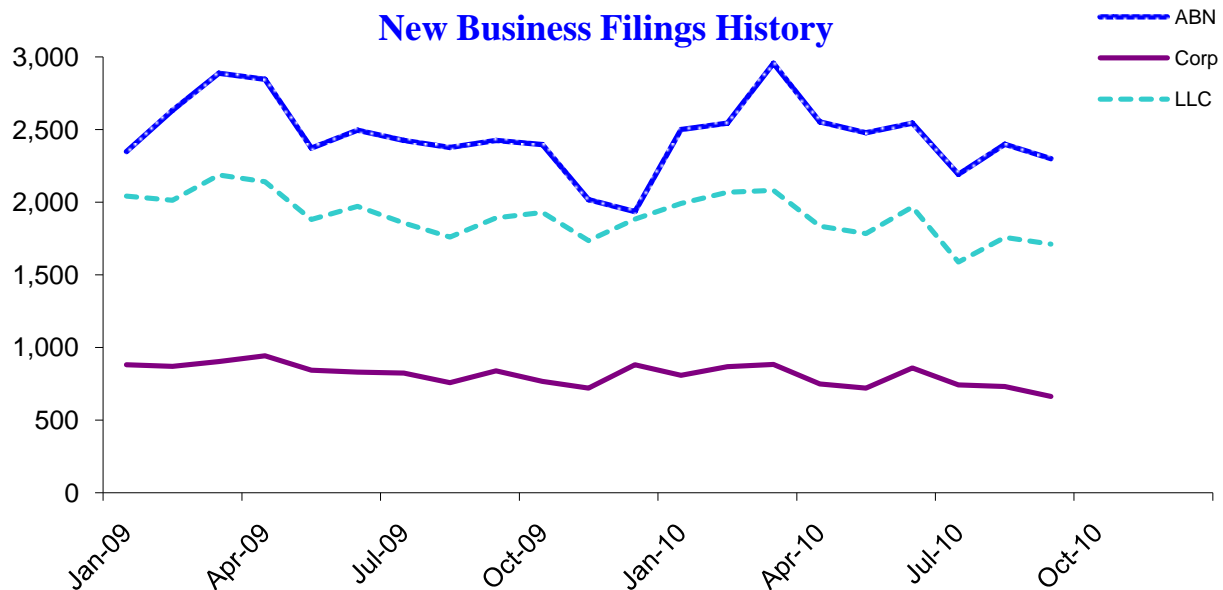
Business Report

Monthly update from Oregon's Secretary of State Kate Brown

New Business Applications

Business Type	Latest Month	Previous Month	12 Months Ago	Change Year Ago
New Oregon Corporations (Domestic & Foreign: Business, Nonprofit, Professional)	664	731	838	-20.8%
Assumed Business Names	2,300	2,398	2,425	-5.2%
Limited Liability Companies	1,712	1,757	1,892	-9.5%
Limited Liability Partnerships/Limited Partnerships	13	19	14	-7.1%
Business Registry Total	4,689	4,905	5,169	-9.3%

New Business Filings History



Total Active Business Filings

Business Type	Latest Month	Previous Month	12 Months Ago	Change Year Ago
Oregon Corporations (Domestic & Foreign: Business, Nonprofit, Professional)	120,805	120,978	123,443	-2.1%
Assumed Business Names	138,827	139,023	141,827	-2.1%
Limited Liability Companies	118,246	117,948	114,318	3.4%
Limited Liability Partnerships/Limited Partnerships	3,613	3,619	3,717	-2.8%
Business Registry Total	381,491	381,568	383,305	-0.5%

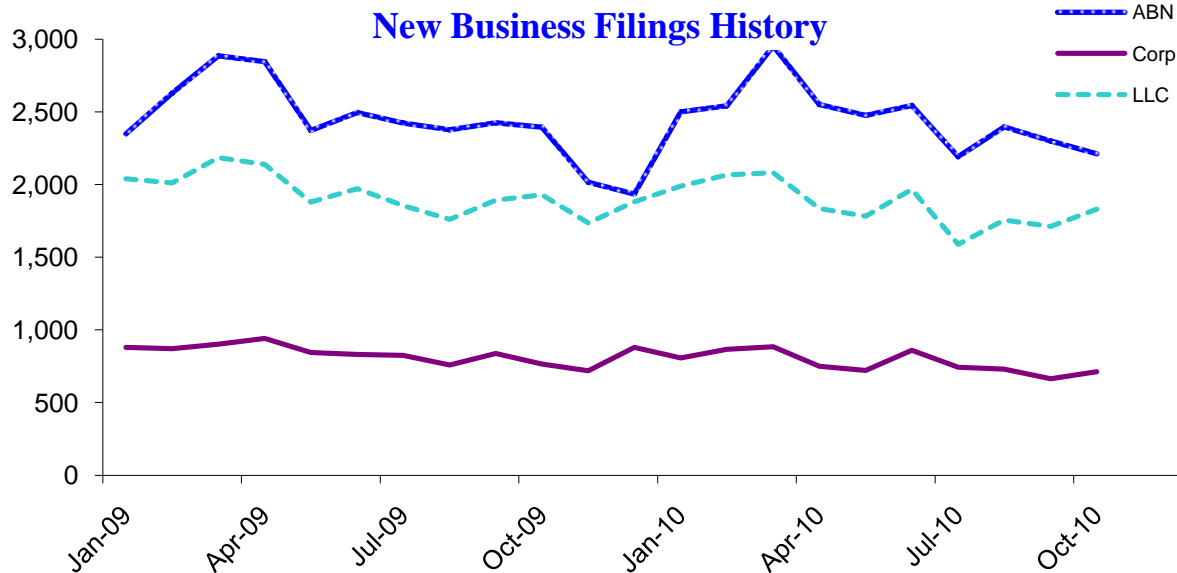


Business Report

Monthly update from Oregon's Secretary of State Kate Brown

New Business Applications

Business Type	Latest Month	Previous Month	12 Months Ago	Change Year Ago
New Oregon Corporations (Domestic & Foreign: Business, Nonprofit, Professional)	712	664	766	-7.0%
Assumed Business Names	2,212	2,300	2,396	-7.7%
Limited Liability Companies	1,831	1,712	1,930	-5.1%
Limited Liability Partnerships/Limited Partnerships	17	13	23	-26.1%
Business Registry Total	4,772	4,689	5,115	-6.7%



Total Active Business Filings

Business Type	Latest Month	Previous Month	12 Months Ago	Change Year Ago
Oregon Corporations (Domestic & Foreign: Business, Nonprofit, Professional)	120,435	120,805	123,158	-2.2%
Assumed Business Names	138,861	138,827	141,204	-1.7%
Limited Liability Companies	118,087	118,246	114,725	2.9%
Limited Liability Partnerships/Limited Partnerships	3,596	3,613	3,708	-3.0%
Business Registry Total	380,979	381,491	382,795	-0.5%

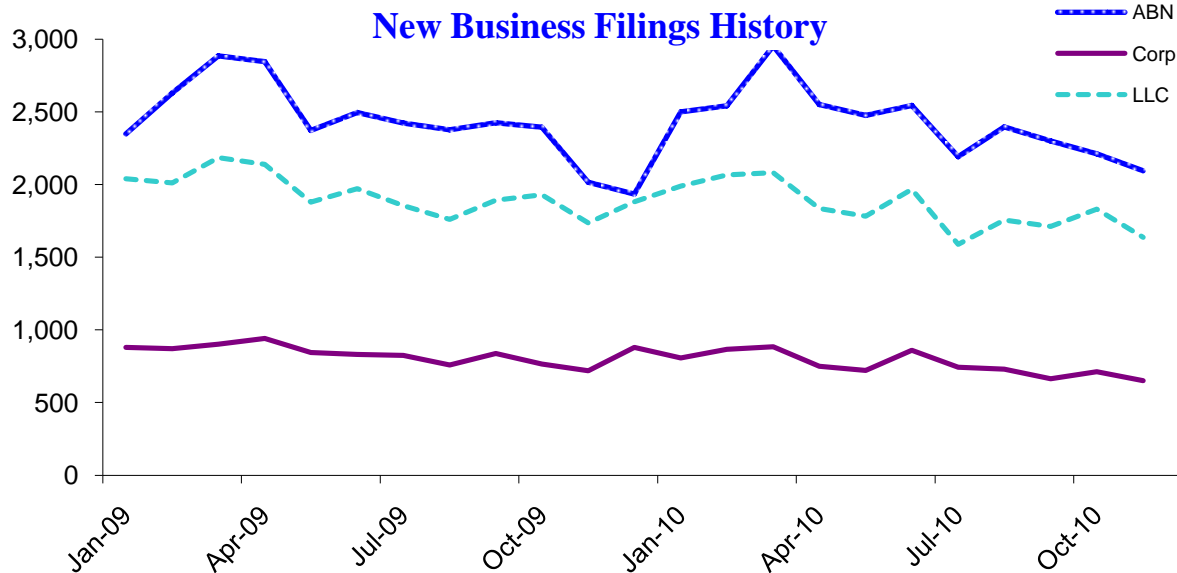


Business Report

Monthly update from Oregon's Secretary of State Kate Brown

New Business Applications

Business Type	Latest Month	Previous Month	12 Months Ago	Change Year Ago
New Oregon Corporations (Domestic & Foreign: Business, Nonprofit, Professional)	651	712	720	-9.6%
Assumed Business Names	2,096	2,212	2,017	3.9%
Limited Liability Companies	1,637	1,831	1,736	-5.7%
Limited Liability Partnerships/Limited Partnerships	17	17	16	6.3%
Business Registry Total	4,401	4,772	4,489	-2.0%



Total Active Business Filings

Business Type	Latest Month	Previous Month	12 Months Ago	Change Year Ago
Oregon Corporations (Domestic & Foreign: Business, Nonprofit, Professional)	120,166	120,435	123,399	-2.6%
Assumed Business Names	139,058	138,861	140,881	-1.3%
Limited Liability Companies	118,071	118,087	115,521	2.2%
Limited Liability Partnerships/Limited Partnerships	3,583	3,595	3,708	-3.4%
Business Registry Total	380,878	380,978	383,509	-0.7%

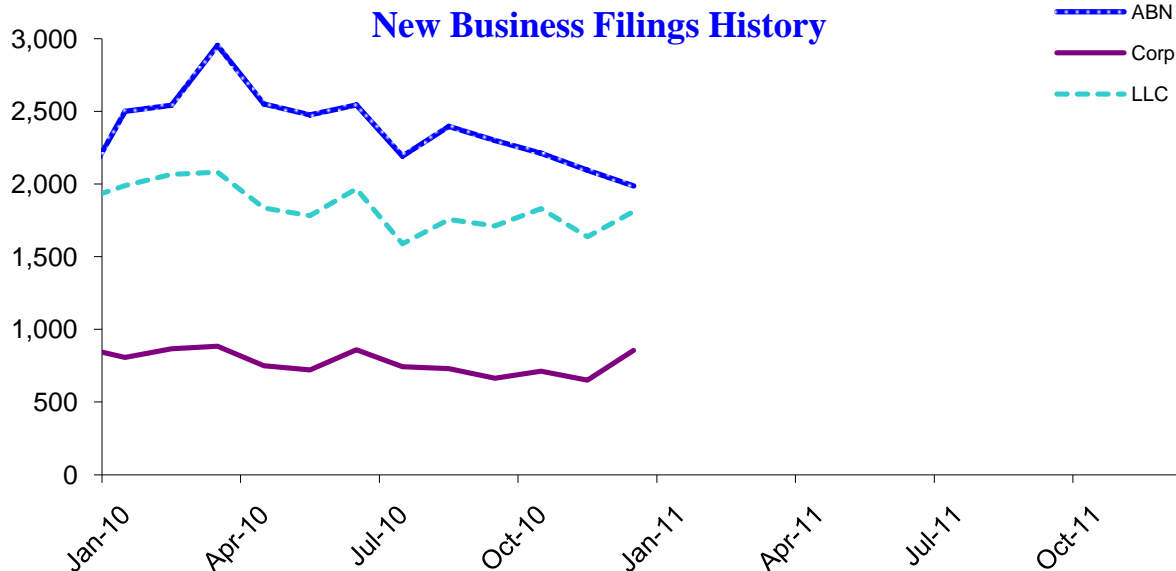


Business Report

Monthly update from Oregon's Secretary of State Kate Brown

New Business Applications

Business Type	Latest Month	Previous Month	12 Months Ago	Change Year Ago
New Oregon Corporations (Domestic & Foreign: Business, Nonprofit, Professional)	855	651	881	-3.0%
Assumed Business Names	1,988	2,096	1,935	2.7%
Limited Liability Companies	1,811	1,637	1,882	-3.8%
Limited Liability Partnerships/Limited Partnerships	23	17	23	0.0%
Business Registry Total	4,677	4,401	4,721	-0.9%



Total Active Business Filings

Business Type	Latest Month	Previous Month	12 Months Ago	Change Year Ago
Oregon Corporations (Domestic & Foreign: Business, Nonprofit, Professional)	119,669	120,166	122,703	-2.5%
Assumed Business Names	138,615	139,058	140,044	-1.0%
Limited Liability Companies	117,728	118,071	115,338	2.1%
Limited Liability Partnerships/Limited Partnerships	3,551	3,583	3,691	-3.8%
Business Registry Total	379,563	380,878	381,776	-0.6%